


Test accessories Main catalog

Test & Measureline | Test & Measurement

EN



STÄUBLI ELECTRICAL CONNECTORS

Long-term solutions – Expert connections



Stäubli Electrical Connectors is a leading international manufacturer of high-quality electrical contacts and connector systems and solutions for industrial applications. We are part of the Stäubli mechatronics group, the technology leader in connection solutions, robotics and textile machinery.

Pioneering contact technology for increased efficiency

The entire Stäubli Electrical Connectors product range meets market expectations for high performance, the highest number of mating cycles, and long-lasting reliability for safe, durable operation. Our proven **MULTILAM technology** is ideal for all types of connections in industrial applications.

Customers in the **power transmission and**

Stäubli develops, produces, sells and services products for markets with the highest productivity and safety standards. As recognized specialists, our focus is always on solutions and customers. Many new developments got their start here and are now becoming established as worldwide standards.

distribution sector rely on our consistent, loss-free transmission performance in all voltage ranges. The **automotive industry** depends on our high-efficiency connections for spot-welding applications in production lines. Harsh conditions in the **transportation sector** require high vibration resistance, maximum reliability, and compact design.


These attributes are vitally important for railway and e-mobility applications. The safety

Our customers depend on our expertise and our active support, even when dealing with unusual challenges. With Stäubli, you're entering into a long-term partnership built on reliability, dedication, and exceptional quality in both products and services.

and reliability of our products are essential for **test and measurement technology**.

In the growing field of **alternative energy**, our products have been setting standards since the 1990s. About half of the solar energy generated worldwide is transmitted through safe, long-lasting, high-performance Stäubli connectors.

Applications and advantages



This catalog presents our wide range of touch-protected testing accessories in accordance to IEC/EN 61010-031. Alongside accessories for service technicians in repair workshops, etc. (CAT II), this catalog also includes testing accessories for electricians and power company

employees (CAT III and CAT IV) as well our 30 V AC / 60 V DC program (O). The testing accessories program is complete with secure connection sockets for testing and measurement equipment in accordance with IEC/EN 61010-1.

Further information concerning product portfolio, special features as well as exemplary videos can be found at <https://www.staubli-test-measurement.com/>

Contents

Page 6	General information Measurement categories	Page 128	Assembly material and accessories
Page 8	Ø 1 mm system <ul style="list-style-type: none"> • Overview • Test leads • User configurable plugs and sockets • Press-in sockets 		<ul style="list-style-type: none"> • Hexagonal nuts • Round nuts • Washers • Spring washers • Protective caps • Safety hood • Flat connecting receptacles • Tube spanners • Hexagonal wrenches • Press-in tools • High breaking capacity fuse • Test lead holders
Page 12	Ø 2 mm system <ul style="list-style-type: none"> • Overview • Test leads • User configurable plugs and sockets • Solder-in / press-in / built-in socket • Connection plug • Clips • Adapter 	Page 137	Appendix <ul style="list-style-type: none"> • Index
Page 38	Ø 4 mm system <ul style="list-style-type: none"> • Overview • Test leads • User configurable plugs and sockets • Solder-in / press-in / built-in socket • Connection plug • Test probes • Clips • Adapters • Kelvin test leads • Special test accessories for use with insulation testing instruments up to 5 kV 		

UNLIMITED POSSIBILITIES FOR CONTACT SOLUTIONS

MULTILAM Technology




MULTILAM are specially formed and resilient contact elements. All Stäubli Electrical Connectors products benefit from the unique and outstanding performance of the MULTILAM Technology.

Thanks to their constant spring pressure, MULTILAM louvers ensure continuous contact with the contact surface, resulting in a constantly low contact resistance.

MULTILAM Technology allows to find solutions for connectors within the severest constraints and in certain products for up to 1 million mating cycles.

This makes the MULTILAM Technology the best choice for applications with demanding requirements:

- Reliable and longlife operation due to constantly high performance
- Safe operation under highest environmental demands on temperature, vibration and shock
- Suitable for data and signal contacts as well as high-current connectors
- Automated solutions with a high number of mating cycles



General information

Length and color code

For items that are available in more than one color or lead length, write the desired lengths and color codes after the order number instead of the spaces and * used in the catalog.

20 green-yellow	26 violet
21 black	27 brown
22 red	28 grey
23 blue	29 white
24 yellow	33 transparent
25 green	

Lead length

The lead length of all standard leads in this catalog refers to the visible length of the cable.

Standard items

The colors specified in the catalog or color/length combinations are available as standard items without minimum order quantity.

Variants

Optional colors

The catalog also indicates optional colors in addition to standard colors for the various items.

These color variants can be order starting from 100 pieces.

Optional lengths

You can order 10 to 100 pieces depending on the product if your application requires a non-standard measurement lead.

Feel free to contact us regarding the prerequisites and availability.

Special items

As a provider of customized solutions, Stäubli Electrical Connectors also offers color combinations not listed in the catalog. Upon request, we are happy to inform you of prices, delivery times and minimum order quantities for special items.

Changes / provisos

All data, illustrations, and drawings in the catalog have been carefully checked. They are in accordance with our experience to date, but no responsibility can be accepted for errors. We also reserve the right to make modifications for design and safety reasons. When designing equipment incorporating our components, it is therefore advisable not to rely solely on the data in the catalog but to consult us to make sure this information is up to date. We shall be pleased to advise you.

Copyright

The use of this catalog for any other purpose, in whatever form, without our prior written consent is not permitted.

RoHS ready

Directive 2011/65/EC on the restriction of the use of certain hazardous substances in electrical and electronic equipment.

Surfaces

Au	Gold-plated
Ni	Nickel-plated
Opt	Optalloy®
Ag	Silver-plated
Sn	Tin-plated
SST	Stainless steel
PVC	PVC
SIL	Silicone
TPE	TPE

Symbols



Accessories or special tools exist for this product.



Before use, please read the enclosed user information i000.



The assembly instruction MA000 is available for this product.



Optional colors

Optional lengths

Measurement categories according to IEC/EN 61010-031

To facilitate the assignment of test accessories to the appropriate applications, standard IEC/EN 61010-031 has established a number of categories which define where they can be used in the power supply network and to lay down appropriate requirements for each category.

Formerly (until 2002), the measurement categories now defined in standard IEC/EN 61010-031 were designated as overvoltage categories. This term originated from the

fact that the classification was based primarily upon the overvoltages (surges) that were likely to occur in the power grid.

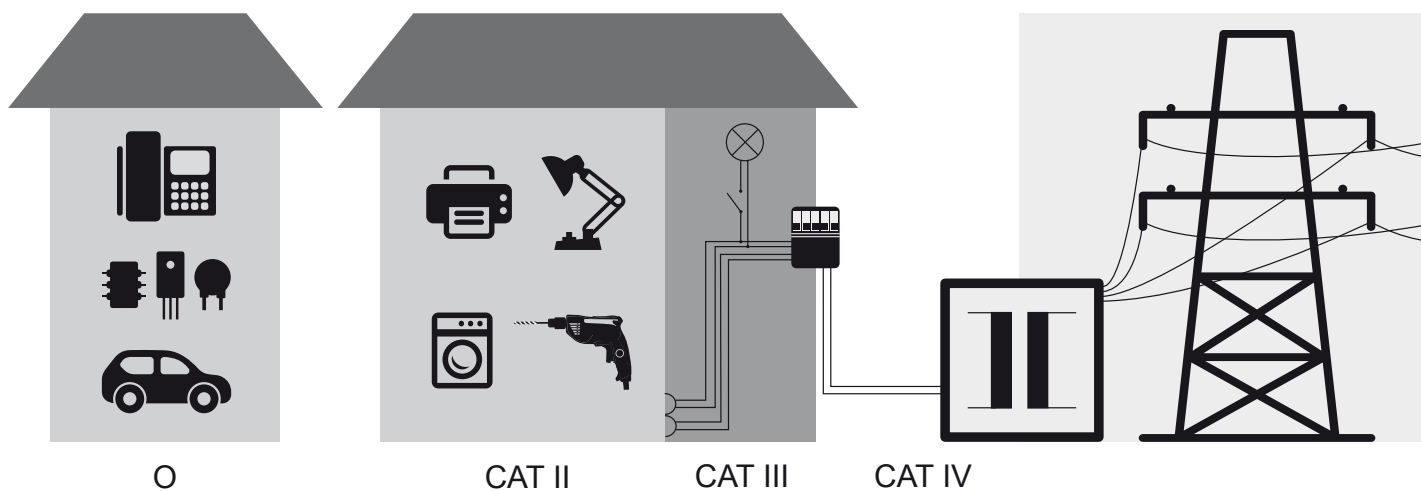
Actually the measurement categories differ not so much in the level of the expected transient values as with regard to the available energy in each test category in the event of a short circuit.

In a higher measurement category more energy can be released than in a lower one, with results that may even have an explo-

sive-like character with very serious consequences for the user.

Standard IEC/EN 61010-031 has various measurement categories, abbreviated to "CAT". The declared CAT category followed by a number is given in our catalogs with the rated voltage, and on the products.

As a general rule, the higher the CAT rating, the higher the safety requirement that applies to the product.



O Other circuits that are not directly connected to mains.

CAT II applies to measurements on equipment that is connected to the grid or supplied from the grid without constituting a part of the grid installation.

CAT III applies to measurements inside the house or building installation.


CAT IV applies to measurements at the supply source of the installation (input side).

Ø 1 MM SYSTEM


Overview

	Rated voltage	Rated current	Lead insulation	Contact surface	Page
--	---------------	---------------	-----------------	-----------------	------

Test leads

	AC 30 V / DC 60 V	3-6 A	PVC	Au	9
--	-------------------	-------	-----	----	---

User configurable plugs and sockets

	AC 30 V / DC 60 V	6 A		Au	10
--	-------------------	-----	--	----	----

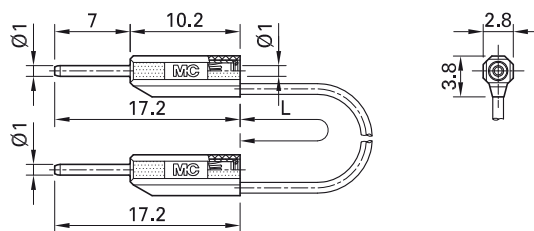

Press-in sockets

	AC 30 V / DC 60 V	20 A		Au	11
---	-------------------	------	--	----	----

Test leads

Test lead LK1-A

Highly flexible, with stackable Ø 1 mm rigid plugs on both ends.



Order No.	Type	Rated voltage/current	Cable		Lead lengths L [cm]	*Standard colors
28.0026-□*	LK1-A	AC 30 V / 3 A DC 60 V / 3 A	PVC 0.127mm ²	Au	015 030	21 22



Optional colors [23](#)

Optional lengths on demand

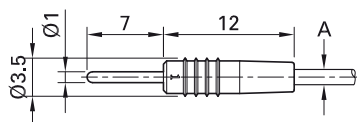
Further information, page 6

User configurable plugs and sockets

Plug SLS1-S

Ø 1 mm rigid for self-assembly of test leads.

Solder connection.



Order No.	Type	Rated voltage/current	Cable (A)			*Standard colors
22.2602-*	SLS1-S	AC 30 V / 6 A DC 60 V / 6 A	max. Ø 1.7 mm	0.25 mm ²	Au	21 22 23 24 25 29

Component parts

22.2070-*	KT1-S	Connection sleeve
22.1007	LS1-S	Plug



Assembly instructions MA144

www.staubli.com/electrical



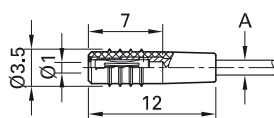
Optional colors 26 27 28

Further information, page 6

Socket SLS1-B

Ø 1 mm with spring-loaded MULTILAM for self-assembly of test leads.

Solder connection.



Order No.	Type	Rated voltage/current	Cable (A)			*Standard colors
22.2603-*	SLS1-B	AC 30 V / 6 A DC 60 V / 6 A	max. Ø 1.7 mm	0.25 mm ²	Au	21 22 23 24 25 29

Component parts

22.2070-*	KT1-S	Connection sleeve
22.1008	LS1-B	Socket



Assembly instructions MA145

www.staubli.com/electrical



Optional colors 26 27 28

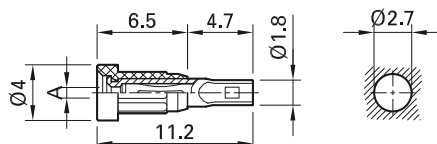
Further information, page 6

Press-in sockets

Press-in socket EB1

Insulated, Ø 1 mm, with spring-loaded MULTILAM. Brass. The socket is pressed into predrilled panels.

Solder connection.



Order No.	Type	Rated voltage/current	Socket diameter (A)		*Standard colors										
23.1010-*	EB1	AC 30 V / 20 A DC 60 V / 20 A	Ø 1.0 mm	Au	<table border="1"> <tr> <td>20</td> <td>21</td> <td>22</td> <td>23</td> <td>24</td> </tr> <tr> <td>25</td> <td>26</td> <td>27</td> <td>28</td> <td>29</td> </tr> </table>	20	21	22	23	24	25	26	27	28	29
20	21	22	23	24											
25	26	27	28	29											

Component parts

23.5000-*	I-EB1	Connection sleeve
41.0010	LB1	Socket



Press-in tool MB1, page 133










Assembly instructions MA102

www.staubli.com/electrical

Ø 2 MM SYSTEM

Overview

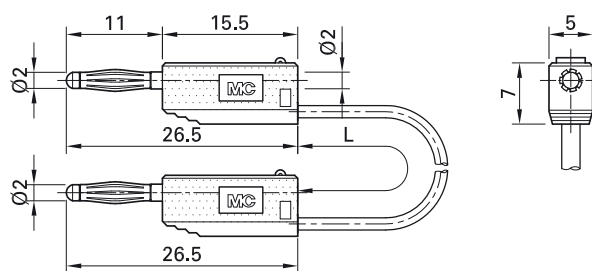

	Rated voltage	Rated current	Lead insulation	Contact surface	Page
Measurement leads					
	AC 30 V / DC 60 V 600 V, CAT II – 600 V, CAT III	10 A	PVC SIL	Au Ni	13
User configurable plugs and sockets					
	AC 30 V / DC 60 V 600 V, CAT II	10 A		Au Ni	17
Solder-in / press-in / built-in socket					
	AC 30 V / DC 60 V 600 V, CAT III	10-15 A		Au Ni Opt	20
Connection plug					
	AC 30 V / DC 60 V 600 V, CAT II	10 A		Au Ni	30
Test probes					
	1000 V, CAT III	1 A		SST	33
Clips					
	AC 30 V / DC 60 V 300 V, CAT II – 600 V, CAT III	1-10 A	PVC	Au Ni Sn	34
Adapter					
	AC 30 V / DC 60 V 600 V, CAT II – 300 V, CAT III	10 A	PVC	Au	36

Test leads

Test lead LK205...

Highly flexible with stackable Ø 2 mm MULTILAM plugs on both ends.

LK205



Order No.	Type	Rated voltage/current	Lead		Lead lengths L [cm]	*Standard colors
28.0115-□*	LK205-X	AC 30 V / 10 A DC 60 V / 10 A	PVC 0.5 mm ²	Ni	007 (7.5 cm) 015 030 045 060	21 22 23 24 25
28.0039-□*	LK205	AC 30 V / 10 A DC 60 V / 10 A	PVC 0.5 mm ²	Au	007 (7.5 cm) 015 030 045 050 060	21 22 23 24 25 27 28 29



User information i093

www.staubli.com/electrical



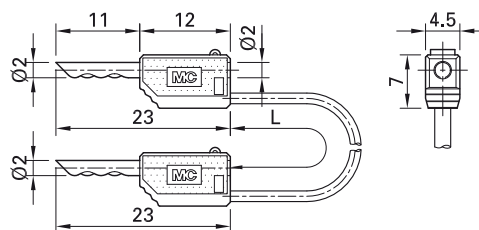

Optional colors 26 27 28 29

Optional lengths on demand

Further information, page 6

Test lead LK2-F

Highly flexible with stackable Ø 2 mm hollow plugs on both ends.



Order No.	Type	Rated voltage/current	Lead		Lead lengths L [cm]	*Standard colors
28.0033-□*	LK2-F	AC 30 V / 10 A DC 60 V / 10 A	PVC 0.5 mm ²	Au	015 030 045 060	21 22 23



User information i093

www.staubli.com/electrical



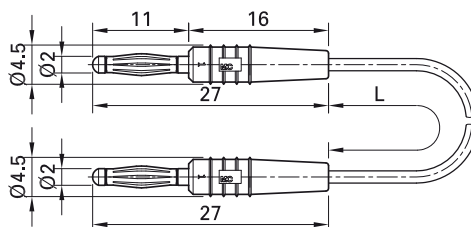
Optional colors 24 25 27 28 29

Optional lengths on demand

Further information, page 6

Test lead LK205-L

Highly flexible with in-line Ø 2 mm MULTILAM plugs on both ends.



Order No.	Type	Rated voltage/current	Lead		Lead lengths L [cm]	*Standard colors
28.0047-□*	LK205-L	AC 30 V / 10 A DC 60 V / 10 A	PVC 0.5 mm ²	Au	007 (7.5 cm) 015 030 045 060	21 22 23 24 25 26 28



User information i093

www.staubli.com/electrical



Optional colors 29

Optional lengths on demand

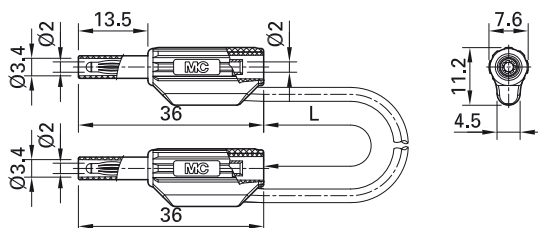
Further information, page 6

Test lead SLK205-K...

Highly flexible, with insulation in PVC with assembled stackable Ø 2 mm MULTILAM

plugs with rigid insulating sleeve on both ends.

SLK205-K



Order No.	Type	Rated voltage/current	Lead		Lead lengths L [cm]	*Standard colors
65.9179-□*	SLK205-K	600 V, CAT II / 10 A	PVC 0.5 mm ²	Au CE c UL us	030 060 100	21 22 23 24 25



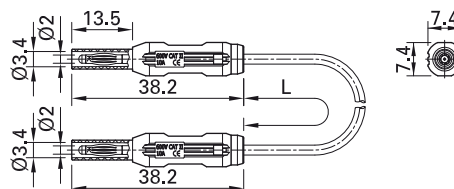
Optional colors 24 25 29

Optional lengths on demand

Further information, page 6

Test lead SLK205-LA

Highly flexible, with insulation in PVC with assembled in-line Ø 2 mm MULTILAM plugs with rigid insulating sleeve on both ends.



Order No.	Type	Rated voltage/current	Lead		Lead lengths L [cm]	*Standard colors
65.3307-□*	SLK205-LA	600 V, CAT II / 10 A	PVC 0.5 mm ²	Au CE	030 060 100	21 22 23



Optional colors 24 25 29

Optional lengths on demand

Further information, page 6

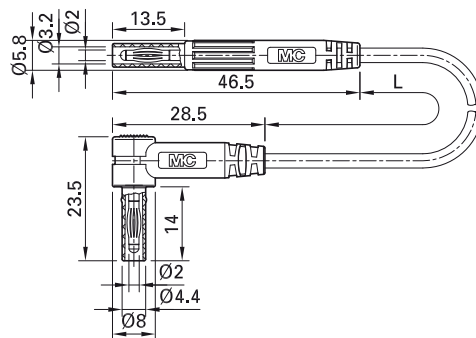
Test lead SLK205-W/L...

Highly flexible, with insulation in PVC or silicone. One end with molded in-line Ø 2 mm

MULTILAM plug with rigid insulating sleeve. The other end with molded right-angled

Ø 2 mm MULTILAM plug with rigid insulating sleeve.

SLK205-W/L



Order No.	Type	Rated voltage/current	Lead		Lead lengths L [cm]	*Standard colors
65.9577-□*	SLK205-W/L	600 V, CAT III / 10 A	PVC 0.5 mm ²	Au CE	100	21 22
65.9578-□*	SLK205-W/L/SIL	600 V, CAT III / 10 A	SIL 0.5 mm ²	Au CE	100	21 22



Optional colors 23 24 25 29

Optional lengths on demand

Further information, page 6

User configurable plugs and sockets

This section contains plugs and sockets for self-assembled test leads. The information about each item includes details regarding connectable conductor

cross-sections and diameters, as well as regarding the available assembly instructions.

In the production of our test leads we use only high-quality multi-stranded cables of our own production. If you are interested in our full range of stranded cables, please

order the main catalog "Cables and Multistrand Wires".

Plug SLS205...

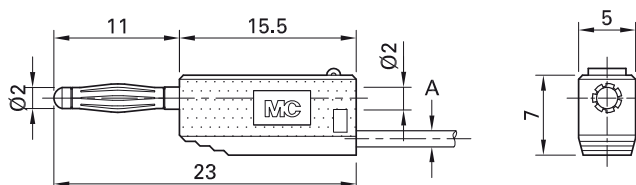

Stackable, Ø 2 mm with spring-loaded MULTILAM for self-assembly of test leads.

Solder connection.

SLS205



SLS205-X



Order No.	Type	Rated voltage/current	Cable (A)		*Standard colors																	
22.2616-*	SLS205	AC 30 V / 10 A DC 60 V / 10 A	<table border="1"> <tr> <td>PVC</td> <td>TPE</td> <td>Ø 2.1 mm</td> <td rowspan="2">0.5 mm²</td> </tr> <tr> <td>SIL</td> <td></td> <td>Ø 2.3 mm</td> </tr> </table>	PVC	TPE	Ø 2.1 mm	0.5 mm ²	SIL		Ø 2.3 mm	Au	<table border="1"> <tr> <td>21</td> <td>22</td> <td>23</td> <td>24</td> <td>25</td> </tr> <tr> <td>26</td> <td>27</td> <td>28</td> <td>29</td> <td></td> </tr> </table>	21	22	23	24	25	26	27	28	29	
PVC	TPE	Ø 2.1 mm	0.5 mm ²																			
SIL		Ø 2.3 mm																				
21	22	23	24	25																		
26	27	28	29																			
22.2617-*	SLS205-X	AC 30 V / 10 A DC 60 V / 10 A	<table border="1"> <tr> <td>PVC</td> <td>TPE</td> <td>Ø 2.1 mm</td> <td rowspan="2">0.5 mm²</td> </tr> <tr> <td>SIL</td> <td></td> <td>Ø 2.3 mm</td> </tr> </table>	PVC	TPE	Ø 2.1 mm	0.5 mm ²	SIL		Ø 2.3 mm	Ni	<table border="1"> <tr> <td>21</td> <td>22</td> <td>23</td> <td>24</td> <td>25</td> </tr> <tr> <td>26</td> <td>27</td> <td>28</td> <td>29</td> <td></td> </tr> </table>	21	22	23	24	25	26	27	28	29	
PVC	TPE	Ø 2.1 mm	0.5 mm ²																			
SIL		Ø 2.3 mm																				
21	22	23	24	25																		
26	27	28	29																			

Component parts

22.2030-*	KT205	Connection sleeve
22.1004	LS205	Plug for SLS205
22.5006	LS205N	Plug for SLS205-X



Assembly instructions MA134

www.staubli.com/electrical



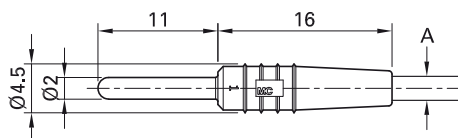
Optional colors 20

Further information, page 6

Plug SLS2-S

In-line, rigid, Ø 2 mm for self-assembly of test leads.

Solder connection.



Order No.	Type	Rated voltage/current	Cable (A)	*Standard colors										
22.2609-*	SLS2-S	AC 30 V / 10 A DC 60 V / 10 A	max. Ø 2.1 mm 0.5 mm ²	<table border="1"> <tr> <td>21</td> <td>22</td> <td>23</td> <td>24</td> <td>25</td> </tr> <tr> <td>26</td> <td>27</td> <td>28</td> <td>29</td> <td></td> </tr> </table>	21	22	23	24	25	26	27	28	29	
21	22	23	24	25										
26	27	28	29											

Component parts

22.2010-*	KT2-S	Connection sleeve
22.1002	LS2-S	Plug



Assembly instructions MA132

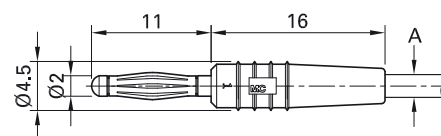
www.staubli.com/electrical

Plug SLS205-L...

In-line, Ø 2 mm with spring-loaded MULTILAM for self-assembly of test leads.

Solder connection.

SLS205-L



Order No.	Type	Rated voltage/current	Cable (A)	*Standard colors										
22.2618-*	SLS205-L	AC 30 V / 10 A DC 60 V / 10 A	max. Ø 2.1 mm 0.5 mm ²	<table border="1"> <tr> <td>21</td> <td>22</td> <td>23</td> <td>24</td> <td>25</td> </tr> <tr> <td>26</td> <td>27</td> <td>28</td> <td>29</td> <td></td> </tr> </table>	21	22	23	24	25	26	27	28	29	
21	22	23	24	25										
26	27	28	29											

Component parts

22.2010-*	KT2-S	Connection sleeve
22.1009	LS205-L	Plug for SLS205-L



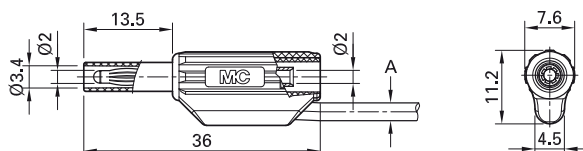
Assembly instructions MA136

www.staubli.com/electrical

Plug SL205-K

Stackable, Ø 2 mm, with spring-loaded MULTILAM, for self-assembly of test leads.

With rigid insulating sleeve. **Solder connection.**



Order No.	Type	Rated voltage/current	Cable (A)			*Standard colors														
65.9182-*	SL205-K	600 V, CAT II / 10 A	<table border="1"> <tr> <td>PVC</td> <td>Ø 2.3 mm</td> </tr> <tr> <td>SIL</td> <td>Ø 2.7 mm</td> </tr> </table>	PVC	Ø 2.3 mm	SIL	Ø 2.7 mm	0.5 mm ²	Au	<table border="1"> <tr> <td>21</td> <td>22</td> <td>23</td> <td>24</td> <td>25</td> </tr> <tr> <td>29</td> <td></td> <td></td> <td></td> <td></td> </tr> </table>	21	22	23	24	25	29				
PVC	Ø 2.3 mm																			
SIL	Ø 2.7 mm																			
21	22	23	24	25																
29																				



Assembly instructions MAH500

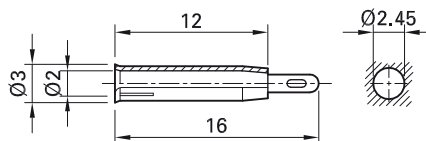
www.staubli.com/electrical

Solder-in / press-in / built-in socket

Press-in socket LB2

Uninsulated \varnothing 2 mm rigid, made of rolled brass sheet. Mounting by pressing or soldering into holes drilled in printed circuit boards or housings.

Solder connection.



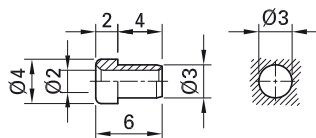
Order No.	Type	Rated voltage/current		
23.1001	LB2	AC 30 V / 10 A DC 60 V / 10 A	Au	



Press-in tool MB2, page 133

Solder-in socket LB2-A

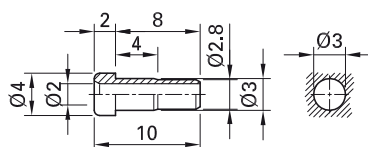
Uninsulated \varnothing 2 mm rigid. Machined brass. The socket is soldered into predrilled panels.



Order No.	Type	Rated voltage/current		
23.1000	LB2-A	AC 30 V / 10 A DC 60 V / 10 A	Au	

Solder-in socket LB2-D

Uninsulated Ø 2 mm rigid. Machined brass.
The socket is soldered into predrilled panels.

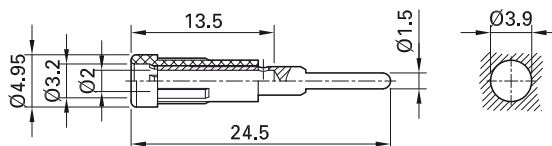


Order No.	Type	Rated voltage/current		
49.7512	LB2-D	AC 30 V / 10 A DC 60 V / 10 A	Au	

Press-in socket EPB-2N/S

Insulated Ø 2 mm rigid. Machined brass.
The socket is pressed into pre-drilled panels of plastic, metal, etc.

Connection: Solder pin Ø 1.5 mm.



Order No.	Type	Rated voltage/current		*Standard colors										
63.9318-*	EPB-2N/S	AC 30 V / 10 A DC 60 V / 10 A	Ni	<table border="1"> <tr> <td>21</td> <td>22</td> <td>23</td> <td>24</td> <td>25</td> </tr> <tr> <td>26</td> <td>27</td> <td>29</td> <td></td> <td></td> </tr> </table>	21	22	23	24	25	26	27	29		
21	22	23	24	25										
26	27	29												

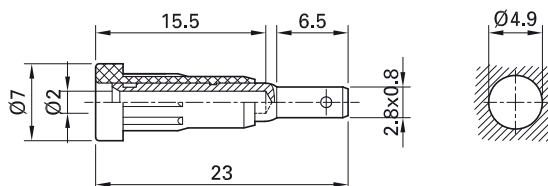


Press-in tool MB2, page 133

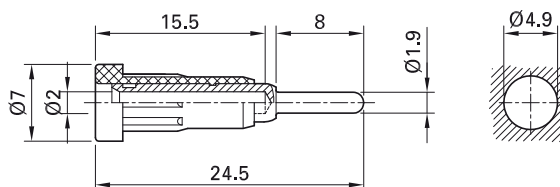
Press-in socket EB2...

Insulated Ø 2 mm rigid made of machined brass. The socket is pressed into pre-drilled panels of plastic, metal, etc.

EB2



EB2-A



Order No.	Type	Rated voltage/current	Connection		*Standard colors										
23.1011-*	EB2	AC 30 V / 10 A DC 60 V / 10 A	Flat connecting tab 2.8 mm x 0.8 mm	Au	<table border="1"> <tr> <td>20</td><td>21</td><td>22</td><td>23</td><td>24</td> </tr> <tr> <td>25</td><td>26</td><td>27</td><td>28</td><td>29</td> </tr> </table>	20	21	22	23	24	25	26	27	28	29
20	21	22	23	24											
25	26	27	28	29											
23.1012-*	EB2-A	AC 30 V / 10 A DC 60 V / 10 A	Round connecting pin Ø 1.9 mm	Au	<table border="1"> <tr> <td>20</td><td>21</td><td>22</td><td>23</td><td>24</td> </tr> <tr> <td>25</td><td>26</td><td>27</td><td>28</td><td>29</td> </tr> </table>	20	21	22	23	24	25	26	27	28	29
20	21	22	23	24											
25	26	27	28	29											

Component parts

23.5011-*	I-EB2	Insulator
23.5010	B-EB2	Socket for EB2
23.5002	B-EB2-A	Socket for EB2-A



Press-in tool MB2, page 133



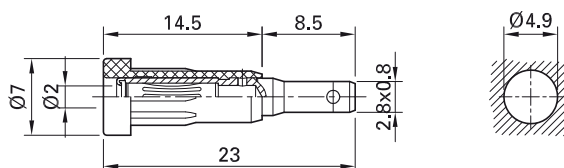
Assembly instructions MA102

www.staubli.com/electrical

Press-in socket EB2-F

Insulated, Ø 2 mm, with spring-loaded MULTILAM. Machined brass. The socket is pressed into pre-drilled panels of plastic, metal, etc.

Connection: Flat connecting tab 2.8 mm x 0.8 mm.



Order No.	Type	Rated voltage/current		*Standard colors
23.1021-*	EB2-F	AC 30 V / 10 A DC 60 V / 10 A	Opt	21 22

Component parts

23.5011-*	I-EB2	Insulator
23.5005	B-EB2-F	Socket



Optional colors 20 23 24 25 26 27 28 29

Further information, page 6



Press-in tool MB2, page 133



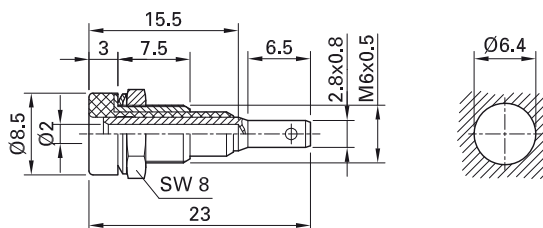
Assembly instructions MA102

www.staubli.com/electrical

Panel-mount socket LB-I2R

Insulated Ø 2 mm rigid. Machined brass. Metal thread jacket on the insulation. The socket can be screw-mounted in pre-drilled panels.

Connection: Flat connecting tab 2.8 mm x 0.8 mm.

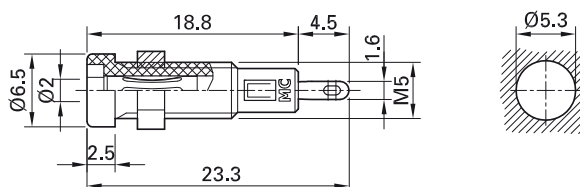


Order No.	Type	Rated voltage/current		*Standard colors										
23.0030-*	LB-I2R	AC 30 V / 10 A DC 60 V / 10 A	Opt	<table border="1"> <tr> <td>20</td> <td>21</td> <td>22</td> <td>23</td> <td>24</td> </tr> <tr> <td>25</td> <td>26</td> <td>27</td> <td>28</td> <td>29</td> </tr> </table>	20	21	22	23	24	25	26	27	28	29
20	21	22	23	24										
25	26	27	28	29										

Panel-mount socket LB2-IF

Insulated, Ø 2 mm, with spring-loaded MULTILAM. The socket can be screw-mounted in predrilled panels.

Solder connection.

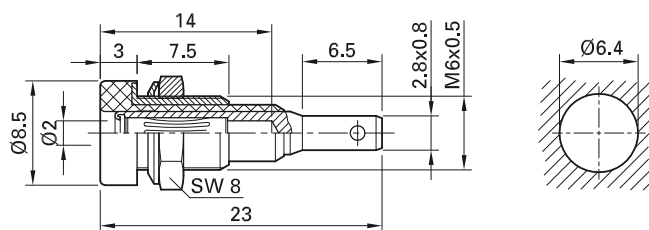



Order No.	Type	Rated voltage/current		*Standard colors					
23.0050-*	LB2-IF	AC 30 V / 10 A DC 60 V / 10 A	Au	<table border="1"> <tr> <td>21</td> <td>22</td> <td>23</td> <td>24</td> <td>25</td> </tr> </table>	21	22	23	24	25
21	22	23	24	25					

Panel-mount socket LB-IF2R

Insulated, Ø 2 mm, with spring-loaded MULTILAM. Machined brass. Metal thread jacket on the insulation. The socket can be screw-mounted in predrilled panels.

Connection: Flat connecting tab 2.8 mm x 0.8 mm.



Order No.	Type	Rated voltage/current		*Standard colors										
23.0060-*	LB-IF2R	AC 30 V / 10 A DC 60 V / 10 A	Opt	<table border="1"> <tr> <td>20</td> <td>21</td> <td>22</td> <td>23</td> <td>24</td> </tr> <tr> <td>25</td> <td>26</td> <td>27</td> <td>28</td> <td>29</td> </tr> </table>	20	21	22	23	24	25	26	27	28	29
20	21	22	23	24										
25	26	27	28	29										

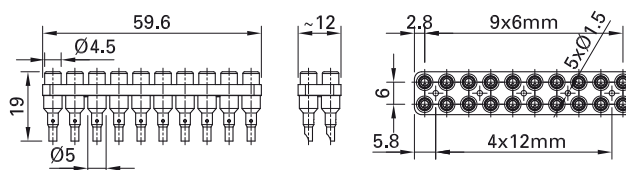

Also available under order No. 23.0020-* with round nut MUR/M6x0,5 (Tube spanner: SS2).

Socket strip BL2-.../20...

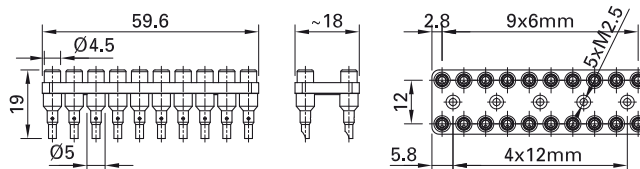

20-pole socket strips, consisting of 2 rows of 10 rigid sockets with solder connection. No need for individual mounting of sockets: Simplified panel drilling, orientation of solder

connections and compact mounting with only 5 screws. Available with socket spacings of 6 mm and 12 mm.

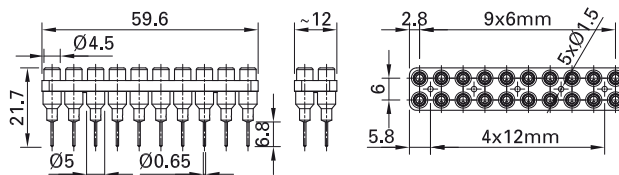

BL2-6/20/A



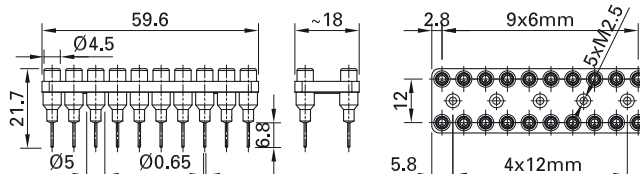
BL2-12/20/A



BL2-6/20-0,65



BL2-12/20-0,65



Order No.	Type	Rated voltage/current	Number of sockets	Plug spacing	Assembly instructions		*Standard colors
63.9356-*	BL2-6/20/A	AC 30 V / 10 A DC 60 V / 10 A	2 x 10	6 mm	MAH559A	Au	21 22 23 24 25
63.9358-*	BL2-12/20/A	AC 30 V / 10 A DC 60 V / 10 A	2 x 10	12 mm	MAH559B	Au	21 22 23 24 25
63.9364-*	BL2-6/20-0,65	AC 30 V / 10 A DC 60 V / 10 A	2 x 10	6 mm	MAH559D	Au	21 22 24
63.9363-*	BL2-12/20-0,65	AC 30 V / 10 A DC 60 V / 10 A	2 x 10	12 mm	MAH559C	Au	21 22



Assembly instructions MAH559A; MAH559B; MAH559D; MAH559C

www.staubli.com/electrical



Optional colors 23 24 25 29

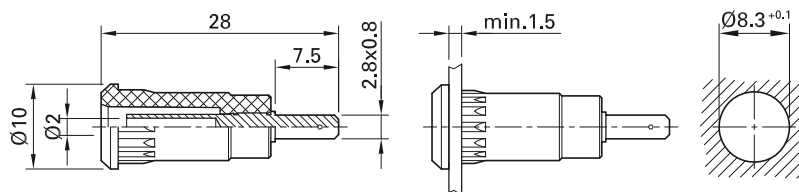
Further information, page 6

Press-in socket SEB2-...

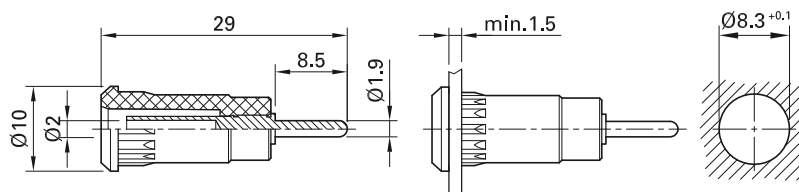
Insulated, rigid, accepting spring-loaded Ø 2 mm plugs with rigid insulating sleeve. The socket is pressed into pre-drilled panels of plastic, metal, etc.


Connection: Flat connecting tab 2.8 mm x 0.8 mm or round connecting pin Ø 1.9 mm.

SEB2-F2,8



SEB2-R



Order No.	Type	Rated voltage/current	Connection		*Standard colors
65.9099-*	SEB2-F2,8	600 V, CAT III / 10 A	Flat connecting tab 2.8 mm x 0.8 mm	Au	21 22 23 24 25 29
65.9193-*	SEB2-R	600 V, CAT III / 10 A	Round connecting pin Ø 1.9 mm	Au c  us	21 22 23 24 25 29



Press-in tool MB2-S, page 133



Assembly instructions MAH510

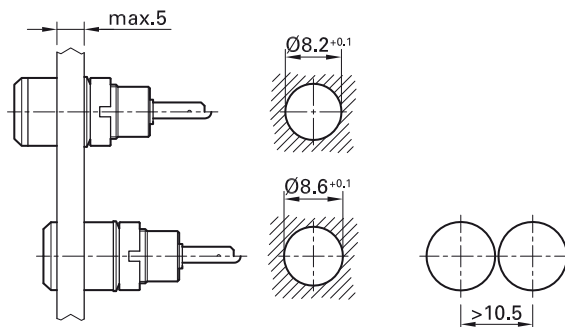
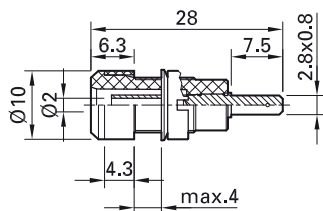

www.staubli.com/electrical

Panel-mount socket SLB2-...

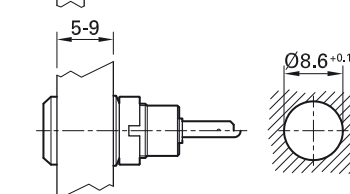
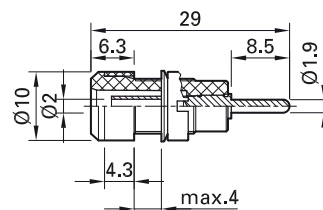
Insulated, rigid, accepting spring-loaded Ø 2 mm plugs with rigid insulating sleeve. The socket is surface-mounted or assembled flush into pre-drilled panels of plastic, metal, etc.

Connection: Flat connecting tab 2.8 mm x 0.8 mm or round connecting pin Ø 1.9 mm.

SLB2-F2,8



SLB2-R



Order No.	Type	Rated voltage/current	Connection		*Standard colors
65.9098-*	SLB2-F2,8	600 V, CAT III / 10 A	Flat connecting tab 2.8 mm x 0.8 mm	Au	21 22 23 24 25 29
65.9194-*	SLB2-R	600 V, CAT III / 10 A	Round connecting pin Ø 1.9 mm	Au c RU us	21 22 23 24 25 29

Supplied assembly material

-		Spacer sleeve for	SLB2-F2,8, SLB2-R	
23.5110	MUR/M8x0,5	Round nut for	SLB2-F2,8, SLB2-R	Page 129
23.5107	SP4	Washer for	SLB2-F2,8, SLB2-R	Page 129



Tube spanners SS4: SS2-S, Seite 132



Assembly instructions MAH511

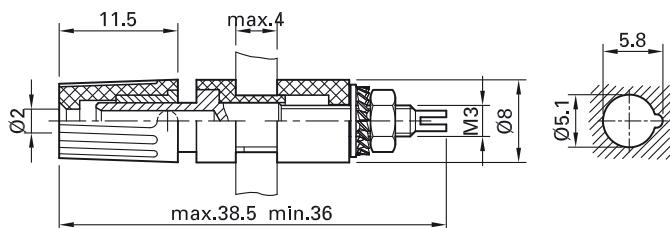
www.staubli.com/electrical

Binding post PK2-T

Insulated, with \varnothing 2 mm rigid socket and insulated head undetachable. With \varnothing 2 mm cross hole for quick wire connection. Machined brass. For mounting, with anti-rotation

lug, in front panels up to 4 mm thick.

Connection: Threaded bolt M3.



Order No.	Type	Rated voltage/current		*Standard colors
23.0290-*	PK2-T	AC 30 V / 15 A DC 60 V / 15 A	Ni	21 22

Connecting plug

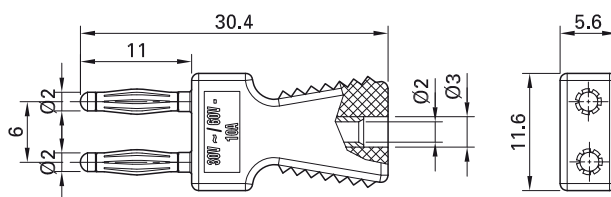

Connecting plug KS2-...

Insulated, Ø 2 mm, with rigid Ø 2 mm socket in handling part.


KS2-6L/A



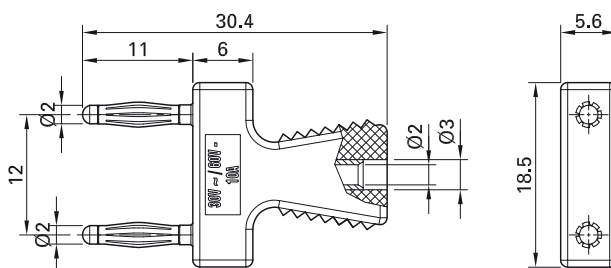
KS2-6L/N



KS2-12L/A



KS2-12L/N



Order No.	Type	Rated voltage/current	Plug spacing	Suitable for		*Standard colors
63.9352-*	KS2-6L/A	AC 30 V / 10 A DC 60 V / 10 A	6 mm	BL2-6/20/A	Au	21 22 23 24 25
63.9353-*	KS2-6L/N	AC 30 V / 10 A DC 60 V / 10 A	6 mm	BL2-6/20/A	Ni	21 22
63.9354-*	KS2-12L/A	AC 30 V / 10 A DC 60 V / 10 A	12 mm	BL2-12/20/A	Au	21 22 23 24 25
63.9355-*	KS2-12L/N	AC 30 V / 10 A DC 60 V / 10 A	12 mm	BL2-12/20/A	Ni	21 22 23 24 25

Our Ø 2 mm connecting plugs KS2-..L.. are equipped with the tried and tested MULTILAM, and make a vibration-proof contact. Together with the socket strips BL2-... (page 26), they are ideally suited

for the saving of space in applications such as panels for testing and servicing in the aviation industry. The gold-plated versions offer a very low contact resistance and extremely high resistance to corrosion.



Optional colors 23 24 25 28 29

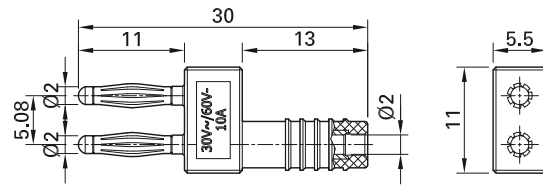
Further information, page 6

Connecting plug KS2-...

Insulated, Ø 2 mm, made of brass. Equipped with spring-loaded MULTILAM to ensure vibration-proof contacts – ideal, for instance, in the automotive field for test drives and

servicing. Ø 2 mm rigid socket in insulator accepting spring-loaded Ø 2 mm plugs with rigid insulating sleeve.

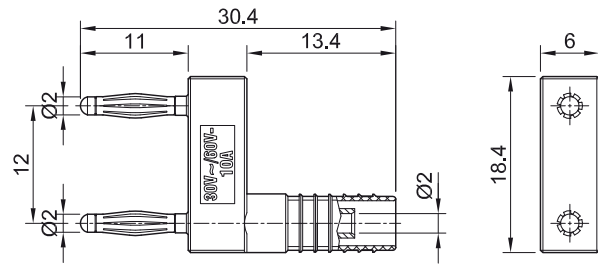
KS2-5,08L/1A/A



KS2-12L/1SA/N



KS2-12L/1SA/A

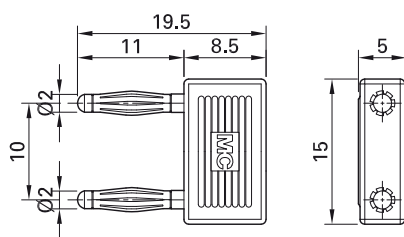


Order No.	Type	Rated voltage/current	Plug spacing		Standard colors
63.9847-21	KS2-5,08L/1A/A	AC 30 V / 10 A DC 60 V / 10 A	5.08 mm	Au	21
63.9845-21	KS2-12L/1SA/N	AC 30 V / 10 A DC 60 V / 10 A	12 mm	Ni	21
63.9848-21	KS2-12L/1SA/A	AC 30 V / 10 A DC 60 V / 10 A	12 mm	Au	21

Connecting plug KS2-...

Insulated, Ø 2 mm, made of brass, one piece and with spring-loaded MULTILAM.

KS2-10L/1

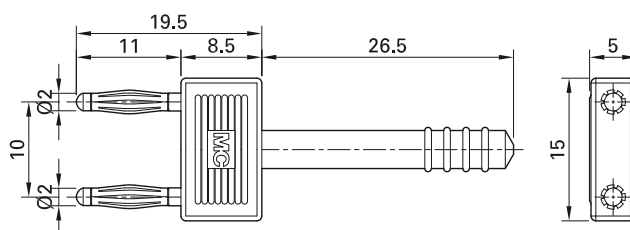


Order No.	Type	Rated voltage/current	Plug spacing		Standard colors
24.0043-29	KS2-10L/1	AC 30 V / 10 A DC 60 V / 10 A	10 mm	Au	29

Connecting plug KS2-10L

Insulated, Ø 2 mm, made of brass, one piece and with spring-loaded MULTILAM.

With insulating grip.

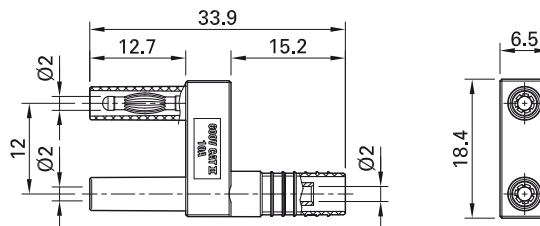


Order No.	Type	Rated voltage/current	Plug spacing		Standard colors
24.0042-29	KS2-10L	AC 30 V / 10 A DC 60 V / 10 A	10 mm	Au	29

Connecting plug SKS2-12L/1SA/N

Insulated, made of brass and with rigid insulating sleeves. Equipped with spring-loaded MULTILAM to ensure vibration-proof contacts – ideal, for instance, in the auto-

motive field for test drives and servicing. Ø 2 mm rigid socket in insulator accepting spring-loaded Ø 2 mm plugs with rigid insulating sleeve.



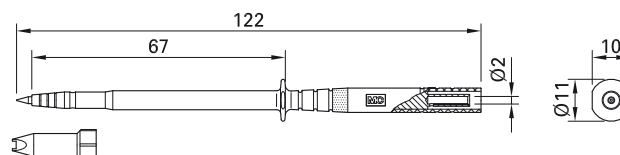
Order No.	Type	Rated voltage/current	Plug spacing		Standard colors
65.9866-21	SKS2-12L/1SA/N	600 V, CAT II / 10 A	12 mm	Ni CE	21

Test probes

Test probe SPP2-S

With tapered, stainless steel rigid needle. Handle guard chamfered on both sides. Ø 2 mm rigid socket in handle accepting

spring-loaded Ø 2 mm plugs with rigid insulating sleeve. Supplied with protective cap.



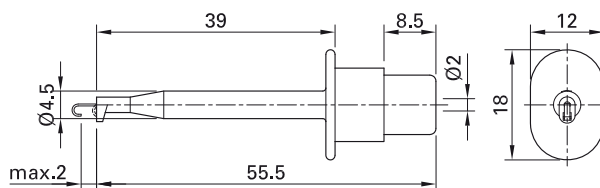
Order No.	Type	Rated voltage/current		*Standard colors
24.0239-*	SPP2-S	1000 V, CAT III / 1 A	CE	21 22

Clips

Test clip KPS1/B2

Made of hard-drawn copper alloy for grasping IC legs, plug pins and bare wire connections. Grasped objects are pressed against the tip of the insulator under spring pres-

sure. The low weight of the clip imposes hardly any load even on critical contacts. Ø 2 mm rigid socket in insulator.

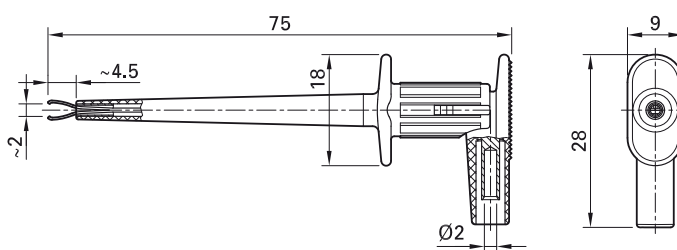


Order No.	Type	Rated voltage/current	Clamping limit		*Standard colors
24.0139-*	KPS1/B2	AC 30 V / 1 A DC 60 V / 1 A	max. 2 mm	Au	21 22

Test clip MicroGrip-XB

With hardened spring wire grabber with gold-plated contact area. Ø 2 mm rigid

socket in handle accepting spring-loaded Ø 2 mm plugs with rigid insulating sleeve.

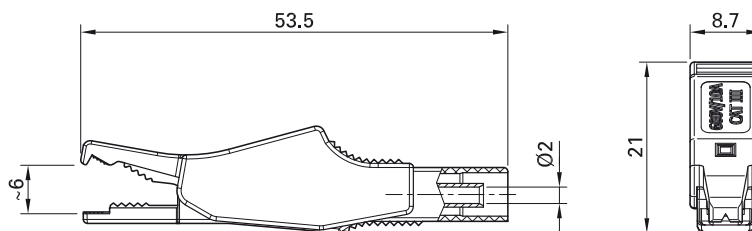


Order No.	Type	Rated voltage/current		*Standard colors
65.9187-*	MicroGrip-XB	300 V, CAT II / 1 A	Au CE c UL us	21 22 23

Test clip XKK-200

Made of brass with all-round insulation. Toothed gripping jaws with fine-wire clamping surface. Ø 2 mm rigid socket in insulator

accepting spring-loaded Ø 2 mm plugs with rigid insulating sleeve.

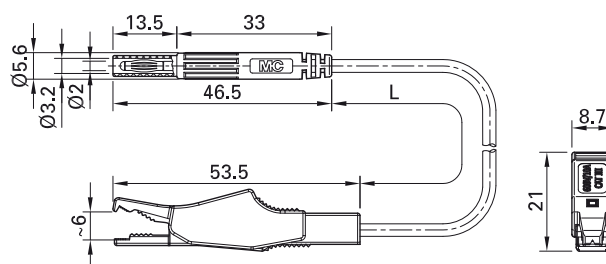


Order No.	Type	Rated voltage/current		*Standard colors
65.9188-*	XKK-200	600 V, CAT III / 10 A	Ni CE c UL US	21 22 23

Test clip lead XALF

Highly flexible, with insulation in PVC. One end with test clip with all-round insulation and toothed gripping jaws with fine-

wire clamping surface. The other end with Ø 2 mm MULTILAM plug with rigid insulating sleeve.



Order No.	Type	Rated voltage/current	Lead		Lead lengths L [cm]	*Standard colors
65.9185-□*	XALF	600 V, CAT III / 10 A	PVC 0.75mm ²	Ni CE c UL US	100	21 22 23



Optional lengths on demand

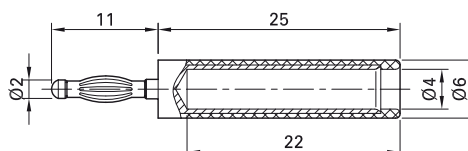
Further information, page 6

Adapter

Adapter A2/4

Ø 2 mm, made of brass, with spring-loaded MULTILAM. Ø 4 mm rigid socket in insulator

accepting spring-loaded Ø 4 mm plugs with rigid insulating sleeve.



Order No.	Type	Rated voltage/current		*Standard colors
24.0115-*	A2/4	AC 30 V / 10 A DC 60 V / 10 A	Au	21 22 23 24

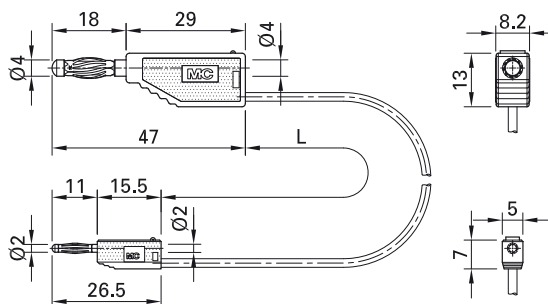


User information i093

www.staubli.com/electrical

Adapter lead AK205/410

Highly flexible. One end with Ø 2 mm stackable MULTILAM plug, the other end with Ø 4 mm stackable MULTILAM plug.



Order No.	Type	Rated voltage/current	Lead		Lead lengths L [cm]	*Standard colors
28.0011-□*	AK205/410	AC 30 V / 10 A DC 60 V / 10 A	PVC 0.5 mm ²	Au	007 (7.5 cm) 015 030 045 060	20 21 22 23 24 25 26 27 28 29



User information i093

www.staubli.com/electrical



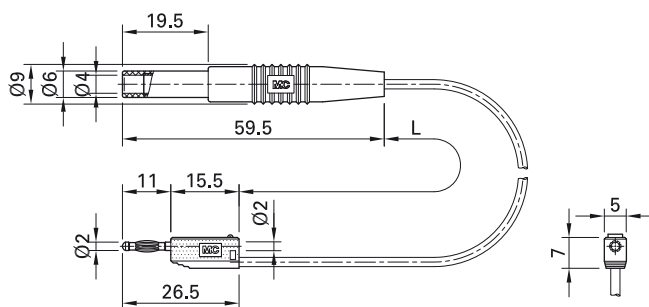

Optional lengths on demand

Further information, page 6

Adapter lead AK205/405-BK

Highly flexible. One end with Ø 2 mm stack-able MULTILAM plug, the other end with

Ø 4 mm rigid socket with rigid insulating sleeve.



Order No.	Type	Rated voltage/current	Lead		Lead lengths L [cm]	*Standard colors
28.0012-□*	AK205/405-BK	AC 30 V / 10 A DC 60 V / 10 A	PVC 0.5 mm ²	Au	015	21 22



User information i093

www.staubli.com/electrical








Optional lengths on demand

Further information, page 6


Ø 4 MM SYSTEM

Overview


	Rated voltage	Rated current	Lead insulation	Contact surface	Page
Measurement leads					
	AC 30 V / DC 60 V 600 V, CAT II – 1000 V, CAT IV	8-32 A	PVC SIL	Au Ni	40
User configurable plugs and sockets					
	AC 30 V / DC 60 V 500 V, CAT II – 600 V, CAT III	10-32 A		Au Ni	55
Solder-in / press-in / built-in socket					
	AC 30 V / DC 60 V 1000 V, CAT II – 1000 V, CAT IV	20-40 A		Au Ni Opt	70
Connection plug					
	AC 30 V / DC 60 V 1000 V, CAT II	25-32 A		Au Ni	94
Test probes					
	AC 30 V / DC 60 V 1000 V, CAT II – 1000 V, CAT IV	1-32 A	PVC SIL	SST Ni	98

	Rated voltage	Rated current	Lead insulation	Contact surface	Page
--	---------------	---------------	-----------------	-----------------	------

Clips

	AC 30 V / DC 60 V 300 V, CAT II – 1000 V, CAT IV	1-32 A		SST Ni	101
--	---	--------	--	--------	-----


Adapter

	AC 30 V / DC 60 V 600 V, CAT II – 1000 V, CAT IV	1-32 A	PVC SIL	Au Ni Sn	109
--	---	--------	---------	----------	-----

Kelvin measurement cable

	1000 V, CAT II	20 A	SIL	Ni	125
---	----------------	------	-----	----	-----

Special measurement accessories for insulation test device up to 5 kV

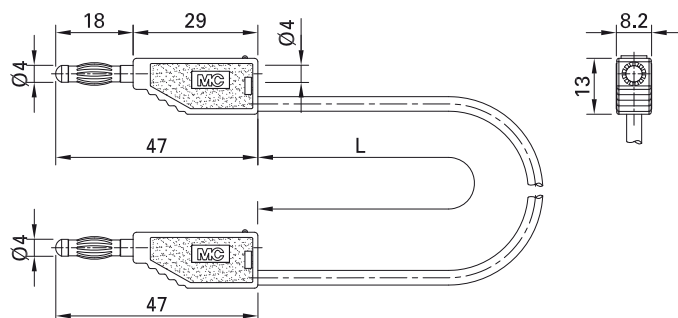
	1000 V, CAT IV 5 kV	10 A	TPE	Au Ni	126
--	------------------------	------	-----	-------	-----

Test leads

Test lead LK4...X

Highly flexible with stackable Ø 4 mm MULTILAM plugs on both ends.

LK425-A/X



Order No.	Type	Rated voltage/current	Lead	User information		Lead lengths L [cm]	*Standard colors
28.0116-□*	LK410-X	AC 30 V / 19 A DC 60 V / 19 A	PVC 1.0 mm ²	i096	Ni	025 050 075 100 150 200	20 21 22 23 24 25 26 27 29
28.0119-□*	LK425-A/X	AC 30 V / 32 A DC 60 V / 32 A	PVC 2.5 mm ²	i099	Ni	025 050 075 100 150 200	20 21 22 23 24 25 26 27 29



Optional colors ²⁸

Optional lengths on demand

Further information, page 6



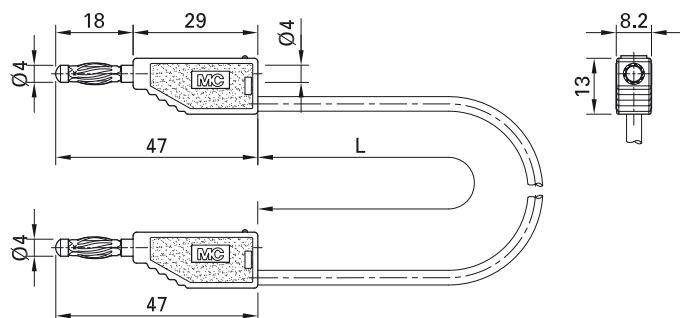

User information **i096**, **i099**

www.staubli.com/electrical

Test lead LK4...

Highly flexible with stackable Ø 4 mm
MULTILAM plugs on both ends.

LK410



Order No.	Type	Rated voltage/current	Lead	User information		Lead lengths L [cm]	*Standard colors
28.0060-□*	LK410	AC 30 V / 19 A DC 60 V / 19 A	PVC 1.0 mm ²	i096	Au	025 050 075 100 150 200	20 21 22 23 24 25 26 27 28 29
28.0061-□*	LK410/SIL	AC 30 V / 19 A DC 60 V / 19 A	SIL 1.0 mm ²	i096	Au	025 050 075 100 150 200	21 22 23 24 25 26
28.0073-□*	LK425-A	AC 30 V / 32 A DC 60 V / 32 A	PVC 2.5 mm ²	i099	Au	025 050 075 100 150 200	20 21 22 23 24 25 26 27 28 29
28.0074-□*	LK425-A/SIL	AC 30 V / 32 A DC 60 V / 32 A	SIL 2.5 mm ²	i099	Au	025 050 075 100 150 200	21 22 23 24 25



Optional colors 20 26 27 28 29

Optional lengths on demand

Further information, page 6



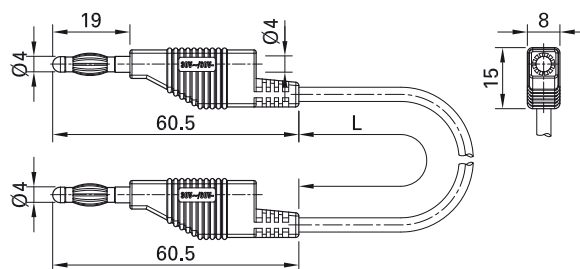
User information **i096, i099**

www.staubli.com/electrical

Test lead FML SML

Highly flexible, with molded stackable
 Ø 4 mm MULTILAM plugs on both ends.

SML



Order No.	Type	Rated voltage/current	Lead		Lead lengths L [cm]	*Standard colors
64.7289-□*	FML	AC 30 V / 15 A DC 60 V / 15 A	PVC 0.75 mm ²	Ni	100	21 22
64.7288-□*	SML	AC 30 V / 15 A DC 60 V / 15 A	SIL 0.75 mm ²	Ni	025 050 100 200	21 22 23 24 25



Optional colors 23 24 25 26 29

Optional lengths on demand

Further information, page 6

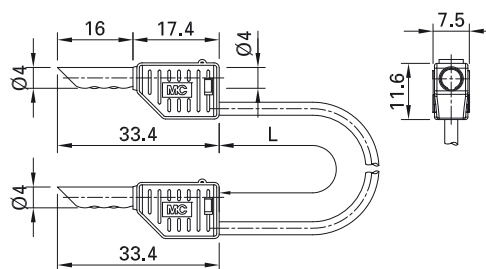


User information **i002**

www.staubli.com/electrical

Test lead LK4-B/SIL

Highly flexible with stackable Ø 4 mm hollow plugs on both ends.



Order No.	Type	Rated voltage/current	Lead		Lead lengths L [cm]	*Standard colors
28.0056-□*	LK4-B/SIL	AC 30 V / 19 A DC 60 V / 19 A	SIL 1.0 mm ²	Au	025 050 100 200	21 22 23 24 25



Optional colors 26 29

Optional lengths on demand

Further information, page 6

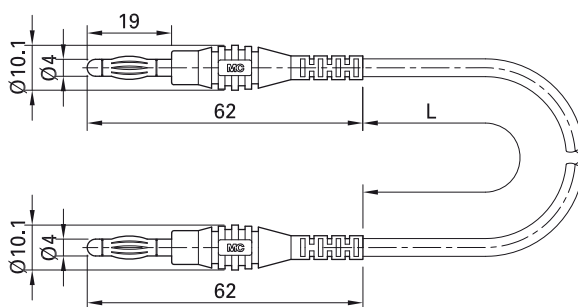


User information **i096**

www.staubli.com/electrical

Test lead FAL

Highly flexible with in-line Ø 4 mm
MULTILAM plugs on both ends.



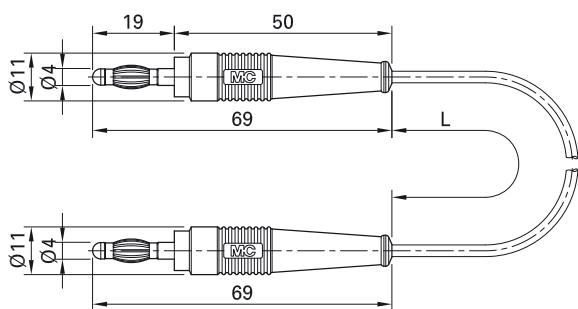
Order No.	Type	Rated voltage/current	Lead		Lead lengths L [cm]	*Standard colors
64.9289-□*	FAL	AC 30 V / 15 A DC 60 V / 15 A	PVC 0.75 mm ²	Ni	100 200	21 22 23 24 25



Optional lengths on demand
Further information, page 6

Test lead LK410L-41/A

Highly flexible with in-line Ø 4 mm
MULTILAM plugs on both ends.



Order No.	Type	Rated voltage/current	Lead		Lead lengths L [cm]	*Standard colors
64.1025-□*	LK410L-41/A	AC 30 V / 19 A DC 60 V / 19 A	PVC 1.0 mm ²	Au	025 050 075 100 150 200	20 21 22 23 24 25 26 27 28 29



User information **i096**
www.staubli.com/electrical

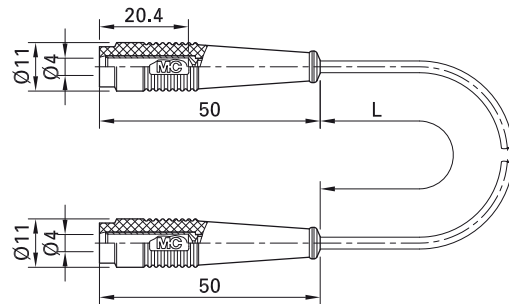


Optional lengths on demand
Further information, page 6

Coupling lead LK4...K-41/A

Highly flexible, with Ø 4 mm rigid sockets on both ends.

LK410K-41/A



Order No.	Type	Rated voltage/current	Lead	User information		Lead lengths L [cm]	*Standard colors
64.1023-□*	LK410K-41/A	AC 30 V / 19 A DC 60 V / 19 A	PVC 1.0 mm ²	i096	Au	100	21 22
64.1024-□*	LK425K-41/A	AC 30 V / 32 A DC 60 V / 32 A	PVC 2.5 mm ²	i099	Au	100	21 22



User information **i096, i099**

www.staubli.com/electrical



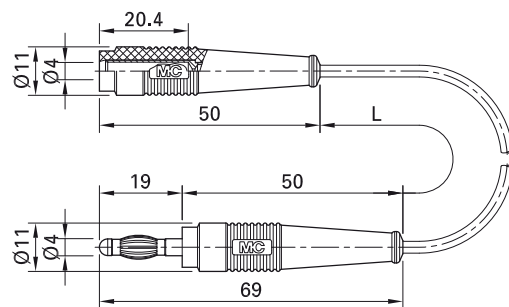
Optional colors **23 24 25 28 29 27**

Optional lengths on demand

Further information, page 6

Extension lead AK410-L/B-41/A

Highly flexible. One end with Ø 4 mm MULTILAM plug, the other end with Ø 4 mm rigid socket.



Order No.	Type	Rated voltage/current	Lead		Lead lengths L [cm]	*Standard colors
64.1022-□*	AK410-L/B-41/A	AC 30 V / 19 A DC 60 V / 19 A	PVC 1.0 mm ²	Au	025	21 22 23



User information **i096**

www.staubli.com/electrical



Optional colors **20 24 25 26 27 28 29**

Optional lengths on demand

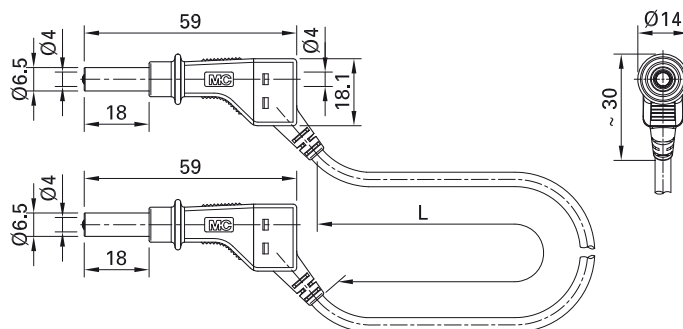
Further information, page 6

Test lead XZG4...

Highly flexible, with insulation in PVC or silicone especially suitable for connecting electrical devices not (yet) equipped with safety sockets. With stackable Ø 4 mm

MULTILAM plugs on both ends with protective collar and retractable sleeve to prevent accidental touching.

XZG410



Order No.	Type	Rated voltage/ current	Lead	User information		Lead lengths L [cm]	*Standard colors
66.9405-□*	XZG410	600 V, CAT II / 19 A	PVC 1.0 mm ²	i073	Ni CE	050 100 150 200	21 22 23
66.9406-□*	XZG410/SIL	600 V, CAT II / 19 A	SIL 1.0 mm ²	i073	Ni CE	050 100 150 200	21 22 23
66.9407-□*	XZG425	600 V, CAT II / 32 A	PVC 2.5 mm ²	i074	Ni CE	025 050 100 150 200	21 22 23 24 25 27 28
66.9408-□*	XZG425/SIL	600 V, CAT II / 32 A	SIL 2.5 mm ²	i074	Ni CE	050 100 150 200	20 21 22 23 24 25 26 27 28



Optional colors 20 24 25 26 27 28 29

Optional lengths on demand

Further information, page 6



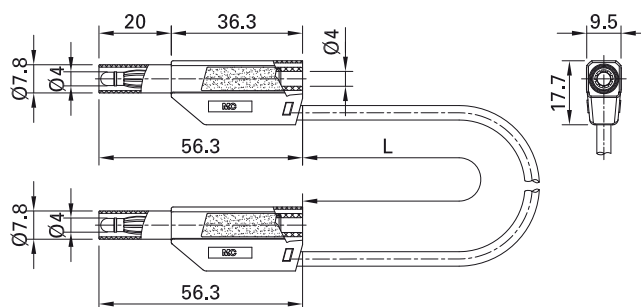
User information **i073**, **i074**

www.staubli.com/electrical

Test lead SLK4...-E...

Highly flexible, with insulation in PVC or silicone with stackable Ø 4 mm MULTILAM plugs with rigid insulating sleeve on both ends.

SLK425-E



Order No.	Type	Rated voltage/current	Lead		Lead lengths L [cm]	*Standard colors
28.0127-□*	SLK4075-E/N	1000 V, CAT II / 15 A 600 V, CAT III / 15 A	PVC 0.75 mm ²	Ni CE c UL US	025 050 075 100 150 200	20 21 22 23 24 25 26 27 28 29
49.0126-□*	SLK410-E/N	1000 V, CAT II / 19 A 600 V, CAT III / 19 A	PVC 1.0 mm ²	Ni CE c UL US	025 050 100 150 200	20 21 22 23 24 25 26 27 28 29
28.0126-□*	SLK410-E/SIL	1000 V, CAT II / 19 A 600 V, CAT III / 19 A	SIL 1.0 mm ²	Au CE c UL US	025 050 100 150 200	20 21 22 23 24 25 26 27 28 29
49.0079-□*	SLK410-E/N SIL	1000 V, CAT II / 19 A 600 V, CAT III / 19 A	SIL 1.0 mm ²	Ni CE c UL US	025 050 075 100 150 200	20 21 22 23 24 25 26 27 28 29
28.0124-□*	SLK425-E	1000 V, CAT II / 32 A 600 V, CAT III / 32 A	PVC 2.5 mm ²	Au CE c UL US	025 050 075 100 150 200	20 21 22 23 24 25 26 27 28 29
28.0125-□*	SLK425-E/N	1000 V, CAT II / 32 A 600 V, CAT III / 32 A	PVC 2.5 mm ²	Ni CE c UL US	025 050 075 100 150 200	20 21 22 23 24 25 26 27 28 29



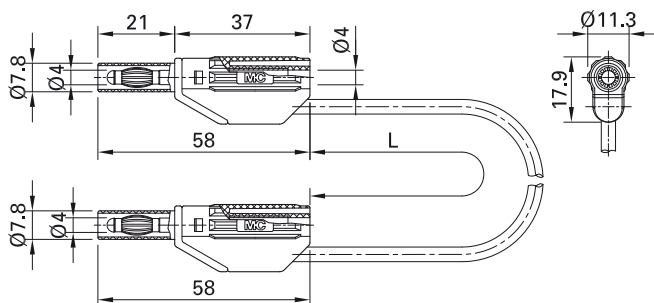
Optional lengths on demand

Further information, page 6

Test lead XV...-44...

Highly flexible, with insulation in PVC or silicone with stackable Ø 4 mm MULTILAM plugs with rigid insulating sleeve on both ends.

XVF-446



Order No.	Type	Rated voltage/current	Lead		Lead lengths L [cm]	*Standard colors
66.9738-□*	XVF-446	600 V, CAT II / 19 A	PVC 1.0 mm ²	Ni CE c UL us	050 100 200	21 22 23 24 25
66.9739-□*	XVS-446	600 V, CAT II / 19 A	SIL 1.0 mm ²	Ni CE c UL us	100	21 22
66.9736-□*	XVF-448	600 V, CAT II / 32 A	PVC 2.5 mm ²	Ni CE c UL us	050 100 150 200	21 22 24 25
66.9737-□*	XVS-448	600 V, CAT II / 32 A	SIL 2.5 mm ²	Ni CE c UL us	050 100 200	21 22 23



Optional colors 20 23 24 25 26 27 29

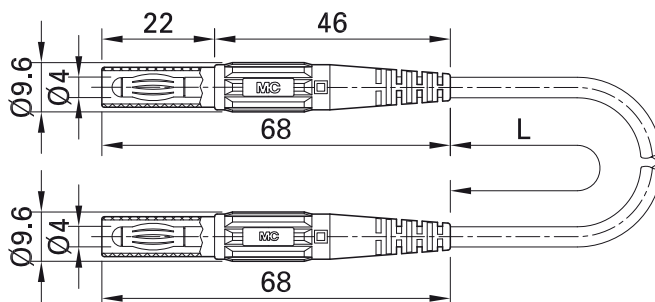
Optional lengths on demand

Further information, page 6

Test lead XM...-41...

Highly flexible, with insulation in PVC or silicone with in-line Ø 4 mm MULTILAM plug with rigid insulating sleeve on both ends.

XMF-414



Order No.	Type	Rated voltage/current	Lead		Lead lengths L [cm]	*Standard colors
66.9013-□*	XMF-414	1000 V, CAT III / 19 A	PVC 1.0 mm ²	Ni CE c UL US	025 050 075 100 150 200	21 22 23 24 25 27
66.9014-□*	XMS-414	1000 V, CAT III / 19 A	SIL 1.0 mm ²	Ni CE c UL US	050 100 150 200	21 22 23 24 25
66.9303-□*	XMF-418	1000 V, CAT III / 32 A	PVC 2.5 mm ²	Ni CE	050 100 150 200	21 22
66.9304-□*	XMS-418	1000 V, CAT III / 32 A	SIL 2.5 mm ²	Ni CE	100	21 22



Optional colors 20 23 24 25 26 27 29

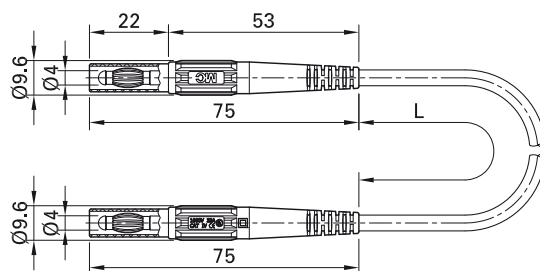
Optional lengths on demand

Further information, page 6

Test lead XM...-419

Highly flexible, with insulation in PVC, or silicone with in-line Ø 4 mm MULTILAM plug with rigid insulating sleeve on both ends.

XMF-419



Order No.	Type	Rated voltage/current	Lead		Lead lengths L [cm]	*Standard colors
66.9391-□*	XMF-419	1000 V, CAT IV / 32 A	PVC 2.5 mm ²	Ni CE c UL us	050 100 150 200	21 22 23 27 28
66.9392-□*	XMS-419	1000 V, CAT IV / 32 A	SIL 2.5 mm ²	Ni CE c UL us	050 100 150 200	21 22 23 27 28



Optional colors 24 25

Optional lengths on demand

Further information, page 6

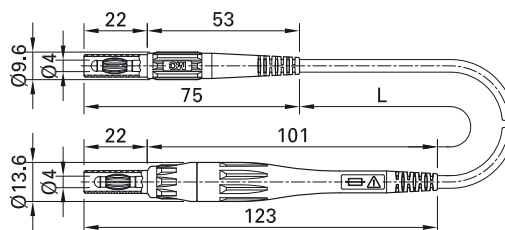
Fused test lead XSM...-419

The test leads with integrated high breaking capacity fuses are designed for 1000 V, CAT IV in accordance with IEC/EN 61010-031 and allow for the use of Ø 4 mm standard safety probes and test clips for fuse-protected measurements. To change the fuse, the two-part fused connector can be easily unscrewed.

Highly flexible, with insulation in PVC or silicone. With in-line Ø 4 mm MULTILAM plug with rigid insulating sleeve on both ends. The two-part screw connector accepts a high breaking capacity fuse measuring 6.3 x 32 mm.

The fuse is not supplied.

XSMF-419



Order No.	Type	Rated voltage/current	Lead		Lead lengths L [cm]	*Standard colors
66.9394-□*	XSMF-419	1000 V, CAT IV / max. 8 A ¹⁾	PVC 1.0 mm ²	Ni CE c UL US	100 150 200	21 22 23 24 25 26 27 28
66.9395-□*	XSMS-419	1000 V, CAT IV / max. 8 A ¹⁾	SIL 1.0 mm ²	Ni CE c UL US	100 150 200	21 22 23 24 25 26 27 28

¹⁾ Depends on the fuse used.



Optional colors ²⁹

Optional lengths on demand

Further information, page 6



High breaking capacity fuse 6.3 x 32 mm:

Page 134



User information **i091**

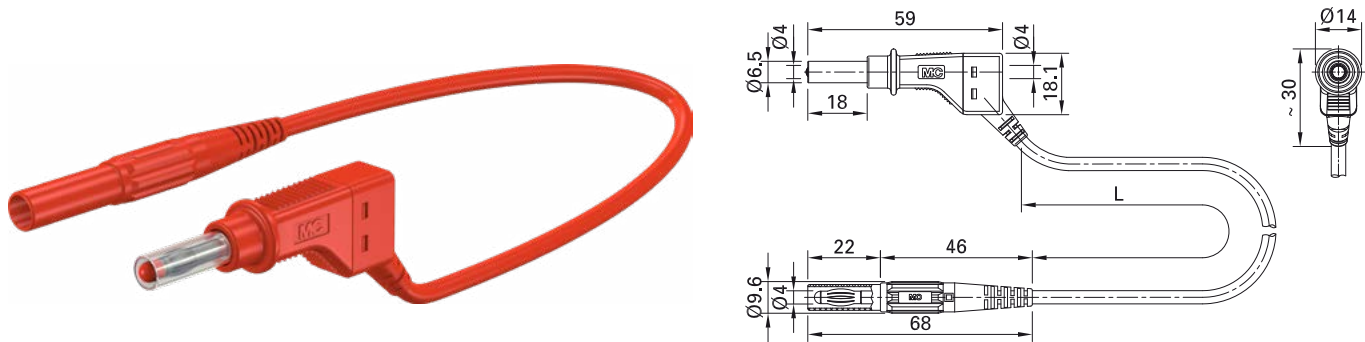
www.staubli.com/electrical

Test lead XZG410-L

Highly flexible, with insulation in PVC. One end with stackable Ø 4 mm MULTILAM plug with protective collar and retractable sleeve

to prevent accidental touching especially suitable for connecting to electrical devices not (yet) equipped with safety sockets. The

other end with in-line Ø 4 mm MULTILAM plug with rigid insulating sleeve, e.g. for connecting probes or test clips.



Order No.	Type	Rated voltage/current	Lead		Lead lengths L [cm]	*Standard colors
66.9411-□□*	XZG410-L	600 V, CAT II / 19 A	PVC 1.0 mm ²	Ni CE	100 200	21 22 23



Optional colors 20 24 25 26 27 28 29

Optional lengths on demand

Further information, page 6



User information **i073**

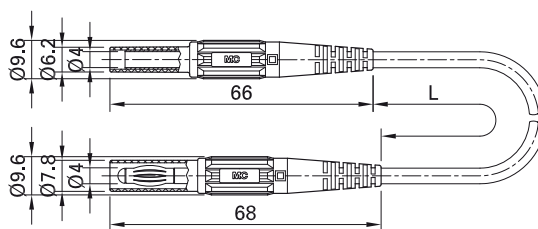
www.staubli.com/electrical

Extension lead XK...-414

Highly flexible, with insulation in PVC or silicone. One end with Ø 4 mm MULTILAM plug with rigid insulating sleeve, the other

end with Ø 4 mm rigid socket with rigid insulating sleeve.

XKS-414



Order No.	Type	Rated voltage/current	Lead		Lead lengths L [cm]	*Standard colors
66.9011-□*	XKF-414	1000 V, CAT III / 19 A	PVC 1.0 mm ²	Ni CE c UL US	050 100 150 200	21 22 23 24
66.9012-□*	XKS-414	1000 V, CAT III / 19 A	SIL 1.0 mm ²	Ni CE c UL US	050 100 200	21 22 23



Optional colors 24 25 26 27 29

Optional lengths on demand

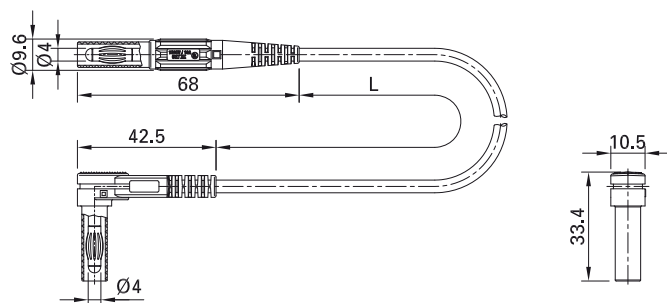
Further information, page 6

Test lead XM...-484

Highly flexible, with insulation in PVC or silicone. One end with in-line Ø 4 mm MULTILAM plug with rigid insulating sleeve.

The other end with right-angled Ø 4 mm MULTILAM plug with rigid insulating sleeve.

XMS-484



Order No.	Type	Rated voltage/current	Lead		Lead lengths L [cm]	*Standard colors
66.9005-□*	XMF-484	1000 V, CAT III / 19 A	PVC 1.0 mm ²	Ni CE c UL us	100 150 200	21 22 23 24 25
66.9006-□*	XMS-484	1000 V, CAT III / 19 A	SIL 1.0 mm ²	Ni CE c UL us	100 150 200	21 22 23 24 25



Optional colors 20 26 27 29

Optional lengths on demand

Further information, page 6

User configurable plugs and sockets

This section contains plugs and sockets for self-assembled test leads. The information about each item includes details regard-

ing connectable conductor cross-sections and diameters, as well as regarding the available assembly instructions.

In the production of our test leads we use only high-quality multi-stranded cables of our own production. If you are interested in

our full range of stranded cables, please ask for a copy of our main catalog "Cables and Multistrand Wires".

Plug SLS4...

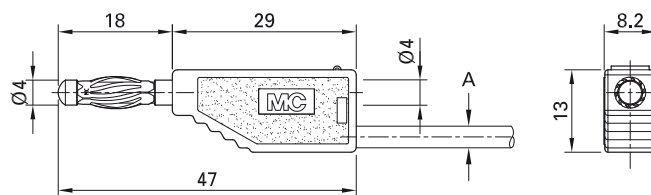
Stackable, Ø 4 mm, with spring-loaded MULTILAM for self-assembly of test leads.

Solder connection.

SLS410



SLS410N



Order No.	Type	Rated voltage/current	Cable (A)			*Standard colors
22.2626-*	SLS410	AC 30 V / 19 A DC 60 V / 19 A	PVC TPE Ø 2.7 mm SIL Ø 3.0 mm	1.0 mm ²	Au	20 21 22 23 24 25 26 27 28 29
22.2627-*	SLS410N	AC 30 V / 19 A DC 60 V / 19 A	PVC TPE Ø 2.7 mm SIL Ø 3.0 mm	1.0 mm ²	Ni	20 21 22 23 24 25 26 27 28 29
22.2631-*	SLS425-A	AC 30 V / 32 A DC 60 V / 32 A	PVC TPE Ø 3.6 mm SIL Ø 3.9 mm	2.5 mm ²	Au	20 21 22 23 24 25 26 27 28 29
22.2632-*	SLS425-A/N	AC 30 V / 32 A DC 60 V / 32 A	PVC TPE Ø 3.6 mm SIL Ø 3.9 mm	2.5 mm ²	Ni	20 21 22 23 24 25 26 27 28 29

Component parts

22.2140-*	KT410	Insulator for SLS410, SLS410N
22.2160-*	KT425-A	Insulator for SLS425-A, SLS425-A/N
22.1010	LS410	Plug for SLS410, SLS425-A
22.5067	LS410N	Plug for SLS410N, SLS425-A/N



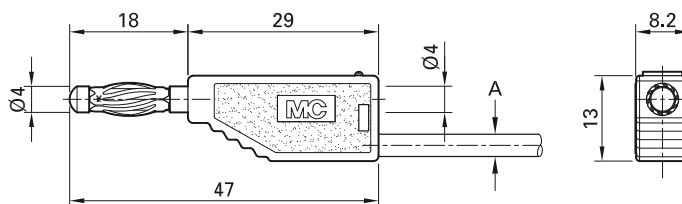
Assembly instructions MA110

www.staubli.com/electrical

Plug SLS425-AM

Stackable, Ø 4 mm, with spring-loaded MULTILAM for self-assembly of test leads.

Screw connection.



Order No.	Type	Rated voltage/current	Cable (A)			*Standard colors										
22.2633-*	SLS425-AM	AC 30 V / 32 A DC 60 V / 32 A	~ Ø 4.0 mm	2.5 mm ²	Au	<table border="1"> <tr> <td>20</td> <td>21</td> <td>22</td> <td>23</td> <td>24</td> </tr> <tr> <td>25</td> <td>29</td> <td></td> <td></td> <td></td> </tr> </table>	20	21	22	23	24	25	29			
20	21	22	23	24												
25	29															

Component parts

22.2160-*	KT425-A	Connection sleeve
22.1028	LS425-AM	Plug



Optional colors 26 27 28

Further information, page 6



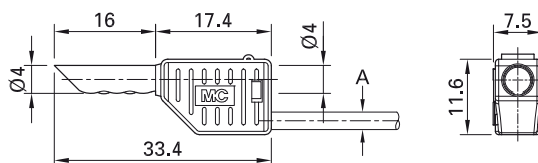
Assembly instructions MA110

www.staubli.com/electrical

Plug SLS4-B

Stackable, Ø 4 mm, for self-assembly of test leads. Nickel-plated and gold-plated versions available.

Solder connection.



Order No.	Type	Rated voltage/current	Cable (A)		*Standard colors							
22.2642-*	SLS4-B	AC 30 V / 19 A DC 60 V / 19 A	<table border="0"> <tr> <td>PVC</td> <td>TPE</td> <td>Ø 2.7 mm</td> <td rowspan="2">1.0 mm²</td> </tr> <tr> <td>SIL</td> <td></td> <td>Ø 3.0 mm</td> </tr> </table>	PVC	TPE	Ø 2.7 mm	1.0 mm ²	SIL		Ø 3.0 mm	Au	21 22
PVC	TPE	Ø 2.7 mm	1.0 mm ²									
SIL		Ø 3.0 mm										

Component parts

22.2060-*	KT4-B	Connection sleeve
22.1005	LS4	Plug



Optional colors 23 24 25 29

Further information, page 6



Assembly instructions MA111

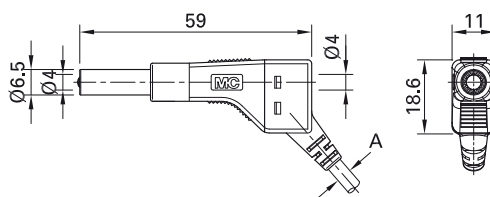
www.staubli.com/electrical

Plug ZGL-4...

Stackable, Ø 4 mm, with spring-loaded MULTILAM for self-assembly of test leads. With retractable sleeve to prevent accidental touching.

Screw connection.

ZGL-425



Order No.	Type	Rated voltage/ current	Cable (A)		Assembly instructions		*Standard colors										
64.9325-*	ZGL-410	AC 30 V / 19 A DC 60 V / 19 A	min. Ø 3.4 mm max. Ø 3.9 mm	1.0 mm ²	MAH555	Ni	<table border="1"> <tr> <td>20</td> <td>21</td> <td>22</td> <td>23</td> <td>24</td> </tr> <tr> <td>25</td> <td>26</td> <td>27</td> <td>28</td> <td></td> </tr> </table>	20	21	22	23	24	25	26	27	28	
20	21	22	23	24													
25	26	27	28														
64.9326-*	ZGL-425	AC 30 V / 32 A DC 60 V / 32 A	min. Ø 3.4 mm max. Ø 3.9 mm	2.5 mm ²	MAH556	Ni	<table border="1"> <tr> <td>20</td> <td>21</td> <td>22</td> <td>23</td> <td>24</td> </tr> <tr> <td>25</td> <td>26</td> <td>27</td> <td>28</td> <td></td> </tr> </table>	20	21	22	23	24	25	26	27	28	
20	21	22	23	24													
25	26	27	28														



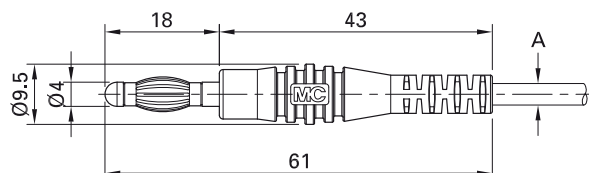
Assembly instructions MAH555; MAH556

www.staubli.com/electrical

Plug L-400

In-line, Ø 4 mm, with spring-loaded MULTILAM for self-assembly of test leads.

Solder connection.

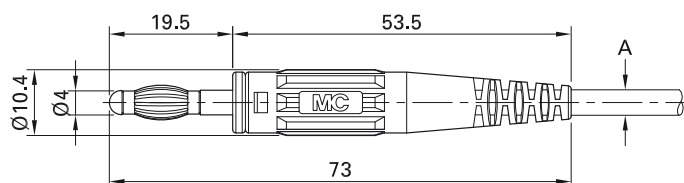


Order No.	Type	Rated voltage/current	Cable (A)			*Standard colors
64.9294-*	L-400	AC 30 V / 32 A DC 60 V / 32 A	max. Ø 3.9 mm	2.5 mm ²	Ni	21 22 23 24 25

Plug L-409

In-line, Ø 4 mm, with spring-loaded MULTILAM for self-assembly of test leads.

Screw connection.



Order No.	Type	Rated voltage/current	Cable (A)			*Standard colors
64.9195-*	L-409	AC 30 V / 32 A DC 60 V / 32 A	max. Ø 3.9 mm	2.5 mm ²	Ni	21 22 23 24 25



Optional colors 26 27 29

Further information, page 6

Plug L-41...

In-line, Ø 4 mm, with spring-loaded MULTILAM for self-assembly of test leads.
Type L-41Q with Ø 4 mm lateral hole for additional test connection.

Solder connection.

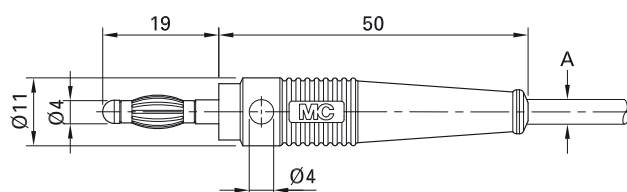
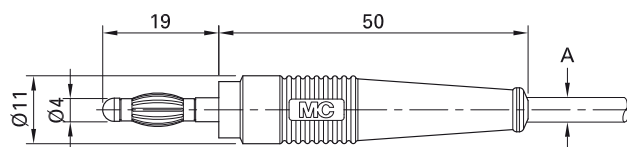
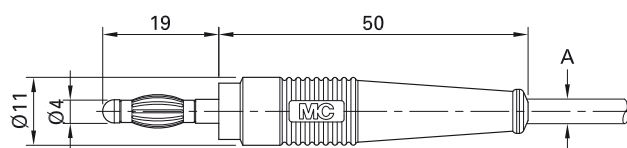
L-41



L-41/A



L-41Q



Order No.	Type	Rated voltage/current	Cable (A)			*Standard colors
64.9200-*	L-41	AC 30 V / 32 A DC 60 V / 32 A	max. Ø 3.9 mm	2.5 mm ²	Ni	21 22 23 24 25
64.1020-*	L-41/A	AC 30 V / 32 A DC 60 V / 32 A	max. Ø 3.9 mm	2.5 mm ²	Au	21 22 23 24 25 29
64.9199-*	L-41Q	AC 30 V / 32 A DC 60 V / 32 A	max. Ø 3.9 mm	2.5 mm ²	Ni	21 22 23 24 25 26 27 29



Optional colors 26 27 28

Further information, page 6



Assembly instructions MAH566

www.staubli.com/electrical

Plug SLS425-ZL...

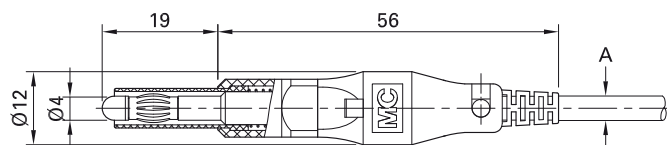
In-line, Ø 4 mm, with spring-loaded MULTILAM for self-assembly of test leads. With retractable sleeve to prevent accidental touching.

Various types of connection:

SLS425-ZL: Soldered connection

SLS425-ZL/M3: Screw connection

SLS425-ZL



Order No.	Type	Rated voltage/current	Cable (A)		*Standard colors
22.2652-*	SLS425-ZL	AC 30 V / 32 A DC 60 V / 32 A	PVC TPE Ø 3.7 mm SIL Ø 3.9 mm	2.5 mm ²	Ni 21 22 23 24 25 29
22.2653-*	SLS425-ZL/M3	AC 30 V / 32 A DC 60 V / 32 A	PVC TPE Ø 3.7 mm SIL Ø 3.9 mm	2.5 mm ²	Ni 21 22 23 24 25 29

Component parts

50.1138-*	KT425-ZL	Connection sleeve
49.2030	LS425-ZL	Plug for SLS425-ZL
49.2029	LS425-ZL/M3	Plug for SLS425-ZL/M3



Optional colors ²⁶

Further information, page 6



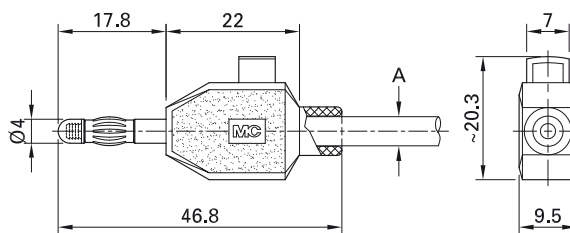
Assembly instructions MA130

www.staubli.com/electrical

Plug KLS4

Ø 4 mm, with spring-loaded MULTILAM for clamp-connecting stranded wires.

Clamp connection.



Order No.	Type	Rated voltage/current	Cable (A)			*Standard colors
22.3006-*	KLS4	AC 30 V / 10 A DC 60 V / 10 A	max. Ø 4.8 mm	2.5 mm ²	Ni	21 22



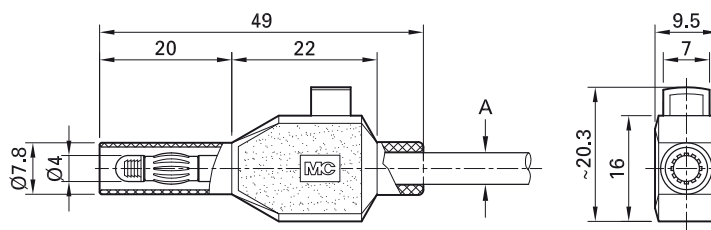
Benutzerinformation i023

www.staubli.com/electrical

Plug SKLS4

Ø 4 mm, with spring-loaded MULTILAM, for clamp-connecting stranded wires. With rigid insulating sleeve.

Clamp connection.



Order No.	Type	Rated voltage/current	Cable (A)			*Standard colors
22.3007-*	SKLS4	600 V, CAT II / 10 A ¹⁾	max. Ø 4.8 mm	2.5 mm ²	Ni CE	21 22

¹⁾ During installation of this clip-on plug, the terminal must not be connected to the supply.



User information i005

www.staubli.com/electrical

Plug XZGL-...

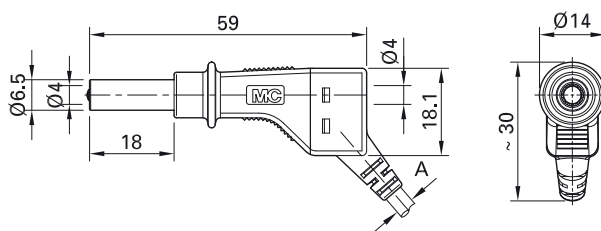
Stackable, Ø 4 mm, with spring-loaded MULTILAM, for self-assembly of test leads. With retractable sleeve to prevent accidental touching. As a result of the protective col-

lar, the clearances and creepage distances allow test leads equipped with this plug also to be safely connected to older test instruments not yet fitted with safety sockets

up to 600 V, CAT II in accordance with the standards.

Screw connection.

XZGL-425



Order No.	Type	Rated voltage/ current	Cable (A)		Assembly instructions		*Standard colors										
66.9327-*	XZGL-410	600 V, CAT II / 19 A	min. Ø 3.4 mm max. Ø 3.9 mm	1.0 mm ²	MAH557	Ni	<table border="1"> <tr> <td>20</td> <td>21</td> <td>22</td> <td>23</td> <td>24</td> </tr> <tr> <td>25</td> <td>26</td> <td>27</td> <td>28</td> <td></td> </tr> </table>	20	21	22	23	24	25	26	27	28	
20	21	22	23	24													
25	26	27	28														
66.9328-*	XZGL-425	600 V, CAT II / 32 A	min. Ø 3.4 mm max. Ø 3.9 mm	2.5 mm ²	MAH558	Ni	<table border="1"> <tr> <td>20</td> <td>21</td> <td>22</td> <td>23</td> <td>24</td> </tr> <tr> <td>25</td> <td>26</td> <td>27</td> <td>28</td> <td></td> </tr> </table>	20	21	22	23	24	25	26	27	28	
20	21	22	23	24													
25	26	27	28														



Assembly instructions MAH557; MAH558

www.staubli.com/electrical

Plug SLS425-SE...

Stackable, Ø 4 mm, with spring-loaded MULTILAM, for self-assembly of test leads. With rigid insulating sleeve. Nickel-plated and gold-plated versions available.

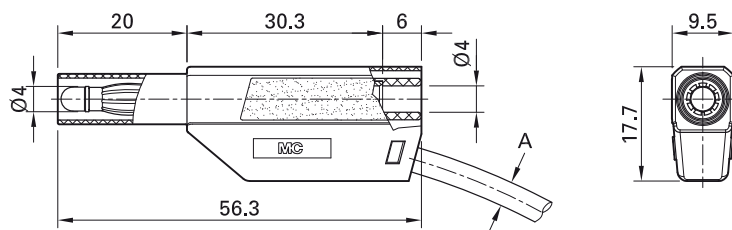
Various types of connection:

SLS425-SE/M: Screw connection

SLS425-SE(N): Cylindrical soldering surface

SLS425-SE/Q(N): Cross hole for solder connection

SLS425-SE



Order No.	Type	Rated voltage/current	Cable (A)			*Standard colors
22.2656-*	SLS425-SE/M	1000 V, CAT II / 32 A 600 V, CAT III / 32 A	~ Ø 3.9 mm	0.75... 2.5 mm ²	Au	20 21 22 23 24 25 26 27 28 29
22.2655-*	SLS425-SE	1000 V, CAT II / 32 A 600 V, CAT III / 32 A	~ Ø 3.9 mm	0.75... 2.5 mm ²	Au	20 21 22 23 24 25 26 27 28 29
22.2654-*	SLS425-SE/N	1000 V, CAT II / 32 A 600 V, CAT III / 32 A	~ Ø 3.9 mm	0.75... 2.5 mm ²	Ni	20 21 22 23 24 25 26 27 28 29
22.2658-*	SLS425-SE/Q	1000 V, CAT II / 32 A 600 V, CAT III / 32 A	~ Ø 3.9 mm	0.75... 2.5 mm ²	Au	20 21 22 23 24 25 26 27 28 29
22.2657-*	SLS425-SE/Q/N	1000 V, CAT II / 32 A 600 V, CAT III / 32 A	~ Ø 3.9 mm	0.75... 2.5 mm ²	Ni	20 21 22 23 24 25 26 27 28 29

Component parts

22.2380-*	KT425-SE	Insulator (*Colors see: SLS425-SE/M)
22.1027	LS425-SE/M	Plug suitable for: SLS425-SE/M
22.1047	LS425-SE	Plug suitable for: SLS425-SE
22.1048	LS425-SE/N	Plug suitable for: SLS425-SE/N
22.1203	LS425-SE/Q	Plug suitable for: SLS425-SE/Q
22.1204	LS425-SE/Q/N	Plug suitable for: SLS425-SE/Q/N



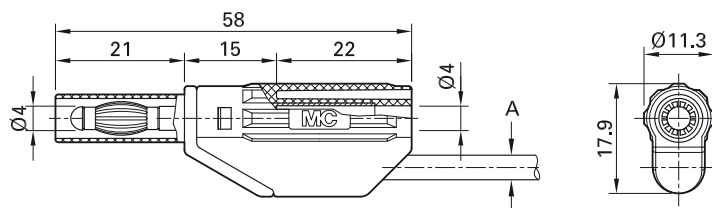
Assembly instructions MA161

www.staubli.com/electrical

Plug XL-446

Stackable, Ø 4 mm, with spring-loaded MULTILAM, for self-assembly of test leads. With rigid insulating sleeve.

Screw connection.



Order No.	Type	Rated voltage/current	Cable (A)			*Standard colors
66.9706-*	XL-446	600 V, CAT II / 32 A	max. Ø 3.9 mm	2.5 mm ²	Ni	21 22 23 24



Assembly instructions MAH501

www.staubli.com/electrical



Optional colors 20 25 26 27 29

Further information, page 6

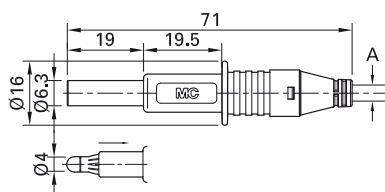
Plug X-GL-438

In-line, Ø 4 mm, with spring-loaded MULTILAM, for self-assembly of test leads. With retractable sleeve to prevent accidental touching. As a result of the protective col-

lar, the clearances and creepage distances allow test leads equipped with this plug also to be safely connected to older test instruments not yet fitted with safety sockets

up to 600 V, CAT II in accordance with the standards.

Screw connection.



Order No.	Type	Rated voltage/current	Cable (A)			*Standard colors
66.9584-*	X-GL-438	600 V, CAT II / 32 A	max. Ø 3.9 mm	2.5 mm ²	Ni	21 22 23



Assembly instructions MAH547

www.staubli.com/electrical

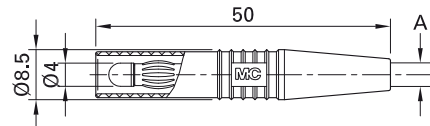
Plug SLS425-SL...

In-line, Ø 4 mm, with spring-loaded MULTILAM, for self-assembly of test leads.

With rigid insulating sleeve. Nickel-plated and gold-plated versions available.

Solder connection.

SLS425-SL



Order No.	Type	Rated voltage/current	Cable (A)			*Standard colors
22.2663-*	SLS425-SL	1000 V, CAT II / 32 A	max. Ø 4.1 mm	2.5 mm ²	Au	21 22 23
22.2665-*	SLS425-SL/N	1000 V, CAT II / 32 A	max. Ø 4.1 mm	2.5 mm ²	Ni	21 22 23

Component parts

22.2260-*	KT425-SL	Insulator (*Colors see SLS425-SL)
22.1025	LS425-SL	Plug suitable for: SLS425-SL
22.1032	LS425-SL/N	Plug suitable for: SLS425-SL/N



Assembly instructions MA106

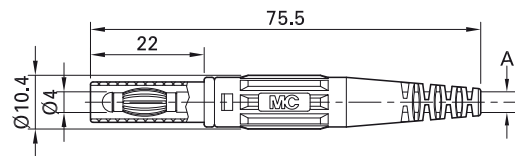
www.staubli.com/electrical

Plug XL-410

In-line, Ø 4 mm, with spring-loaded MULTILAM, for self-assembly of test leads.

With rigid insulating sleeve.

Screw connection.



Order No.	Type	Rated voltage/current	Cable (A)			*Standard colors
66.9196-*	XL-410	1000 V, CAT II / 32 A 600 V, CAT III / 32 A	max. Ø 3.9 mm	2.5 mm ²	Ni	21 22 23 24 25 26 27 29



Assembly instructions MAH503

www.staubli.com/electrical



Optional colors 20

Further information, page 6

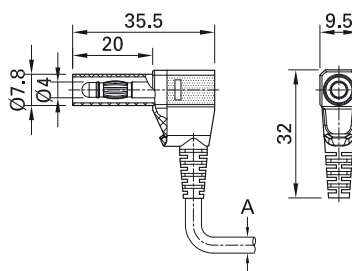
Plug SLS425-SW...

Right-angled, Ø 4 mm, with spring-loaded MULTILAM, for self-assembly of test leads. With rigid insulating sleeve. Nickel-plated

and gold-plated versions available.

Solder connection.

SLS425-SW



Order No.	Type	Rated voltage/current	Cable (A)			*Standard colors
22.2667-*	SLS425-SW	500 V, CAT II / 32 A	max. Ø 3.9 mm	2.5 mm ²	Ni	20 21 22 23 24 25 26
22.2668-*	SLS425-SW/A	500 V, CAT II / 32 A	max. Ø 3.9 mm	2.5 mm ²	Au	21 22

Component parts

22.2370-*	KT425-SW	Insulator (*Colors see SLS425-SW)
22.1042	LS425-SW	Plug suitable for: SLS425-SW
22.1045	LS425-SW/A	Plug suitable for: SLS425-SW/A



Assembly instructions MA107

www.staubli.com/electrical



Optional colors 20 23 24 25 26

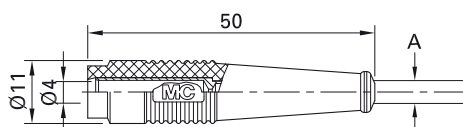
Further information, page 6

Socket K-41...

Ø 4 mm rigid for self-assembly of test leads.

Solder connection.

K-41



Order No.	Type	Rated voltage/current	Cable (A)			*Standard colors
64.9201-*	K-41	AC 30 V / 32 A DC 60 V / 32 A	max. Ø 3.9 mm	2.5 mm ²	Ni	21 22 23 24 25 26 27 29
64.1021-*	K-41/A	AC 30 V / 32 A DC 60 V / 32 A	max. Ø 3.9 mm	2.5 mm ²	Au	21 22



Assembly instructions MAH566

www.staubli.com/electrical



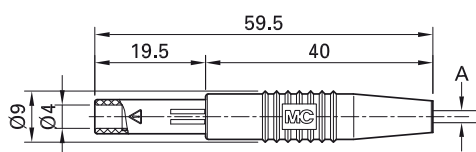
Optional colors 23 24 25 26 27 29

Further information, page 6

Socket SLS410-BK

In-line, rigid, Ø 4 mm, accepting spring-loaded Ø 4 mm plugs with rigid insulating sleeve, for self-assembly of test leads.

Solder connection.



Order No.	Type	Rated voltage/current	Cable (A)			*Standard colors
22.2672-*	SLS410-BK	300 V, CAT II / 19 A	Ø 2.9 mm	1.0 mm ²	Au	21 22

Component parts

22.2250-*	KT410-BK	Insulator (*Standard colors see SLS410-BK)
22.1037	LS410-BK-I	Socket suitable for: SLS410-BK



Montageanleitung MA129

www.staubli.com/electrical



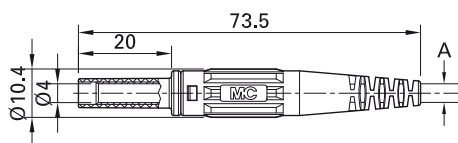
User information i200

www.staubli.com/electrical

Socket XK-410

In-line, rigid, Ø 4 mm, accepting spring-loaded Ø 4 mm plugs with rigid insulating sleeve, for self-assembly of test leads.

Screw connection.



Order No.	Type	Rated voltage/current	Cable (A)			*Standard colors
66.9155-*	XK-410	1000 V, CAT II / 32 A 600 V, CAT III / 32 A	max. Ø 3.9 mm	2.5 mm ²	Ni	21 22 23 24 25 26



Optional colors 20 29

Further information, page 6



Assembly instructions MAH548

www.staubli.com/electrical

Solder-in / press-in / built-in socket

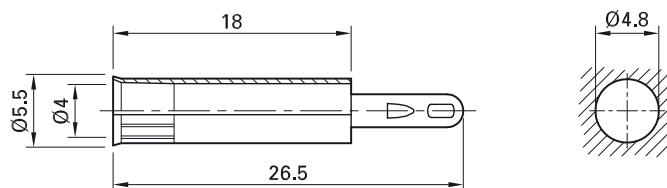
Press-in socket LB4...

Uninsulated, Ø 4 mm, rigid, made of rolled brass sheet. The socket is pressed into predrilled plastic panels or soldered into

printed circuit boards. Gold-plated versions available.

Solder connection.

LB4

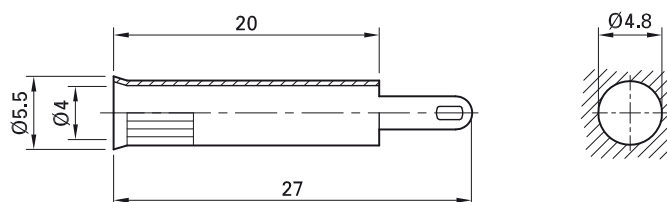



Order No.	Type	Rated voltage/current		
23.1003	LB4	AC 30 V / 25 A DC 60 V / 25 A	Au	

Press-in socket LB4-A

Uninsulated, Ø 4 mm, rigid, made of punched brass tubing. The socket is pressed into predrilled plastic panels or soldered into printed circuit boards.

Solder connection.

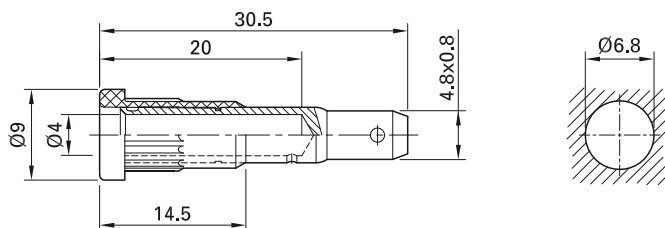



Order No.	Type	Rated voltage/current		
23.1004	LB4-A	AC 30 V / 25 A DC 60 V / 25 A	Au	

Press-in socket EB4

Insulated Ø 4 mm rigid. Machined brass.
The socket is pressed into pre-drilled panels of plastic, metal, etc.

Connection: Flat connecting tab 4.8 mm x 0.8 mm.



Order No.	Type	Rated voltage/current		*Standard colors										
23.1013-*	EB4	AC 30 V / 25 A DC 60 V / 25 A	Au	<table border="1"> <tr> <td>20</td> <td>21</td> <td>22</td> <td>23</td> <td>24</td> </tr> <tr> <td>25</td> <td>26</td> <td>27</td> <td>28</td> <td>29</td> </tr> </table>	20	21	22	23	24	25	26	27	28	29
20	21	22	23	24										
25	26	27	28	29										

Component parts

23.5013-*	I-EB4	Insulator
23.5012	B-EB4	Socket



Press-in tool MB4, page 133

Flat connecting receptacle FSH4,8x0,8: page 131



Assembly instructions MA103

www.staubli.com/electrical

Press-in socket EB4-A-...

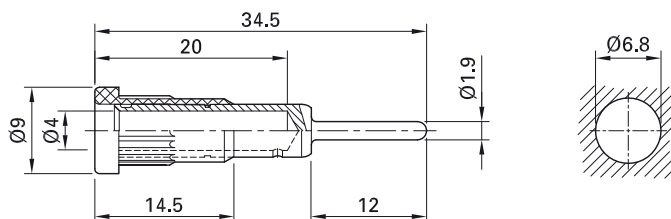
Insulated Ø 4 mm rigid. Machined brass. The socket is pressed into predrilled panels of plastic, metal etc. Nickel-plated and gold-plated versions available.

**Connection: Round connecting pin
Ø 1.9 mm.**

EB4-A



EB4-A/N



Order No.	Type	Rated voltage/current		*Standard colors										
23.1014-*	EB4-A	AC 30 V / 25 A DC 60 V / 25 A	Au	<table border="1"> <tr> <td>20</td> <td>21</td> <td>22</td> <td>23</td> <td>24</td> </tr> <tr> <td>25</td> <td>26</td> <td>27</td> <td>28</td> <td>29</td> </tr> </table>	20	21	22	23	24	25	26	27	28	29
20	21	22	23	24										
25	26	27	28	29										
49.7077-*	EB4-A/N	AC 30 V / 25 A DC 60 V / 25 A	Ni	<table border="1"> <tr> <td>20</td> <td>21</td> <td>22</td> <td>23</td> <td>24</td> </tr> <tr> <td>25</td> <td>26</td> <td>27</td> <td>28</td> <td>29</td> </tr> </table>	20	21	22	23	24	25	26	27	28	29
20	21	22	23	24										
25	26	27	28	29										

Component parts

23.5013-*	I-EB4	Insulator
23.5014	B-EB4-A	Socket for EB4-A
23.5025	B-EB4-A/N	Socket for EB4-A/N



Press-in tool MB4, page 133



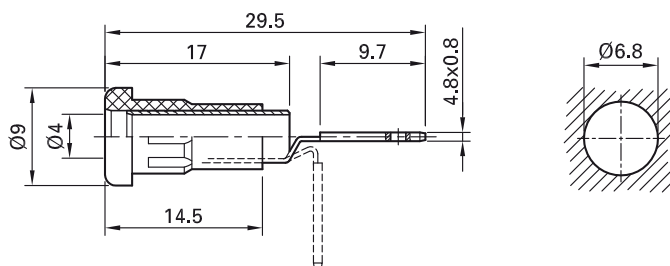
Assembly instructions MA103

www.staubli.com/electrical

Press-in socket EB4-B

Insulated Ø 4 mm rigid. Brass sheet, punched and rolled. The socket is pressed into pre-drilled panels of plastic, metal, etc.

Connection: Flat connecting tab 4.8 mm × 0.8 mm, can be bent to 90°, once only.



Order No.	Type	Rated voltage/current		*Standard colors										
23.1015-*	EB4-B	AC 30 V / 25 A DC 60 V / 25 A	Ni	<table border="1"> <tr> <td>20</td> <td>21</td> <td>22</td> <td>23</td> <td>24</td> </tr> <tr> <td>25</td> <td>26</td> <td>27</td> <td>28</td> <td>29</td> </tr> </table>	20	21	22	23	24	25	26	27	28	29
20	21	22	23	24										
25	26	27	28	29										

Component parts

23.5019-*	I-EB4-B	Insulator
23.5026	B-EB4-B	Socket



Press-in tool MB4, page 133

Flat connecting receptacle FSH4,8x0,8: page 131



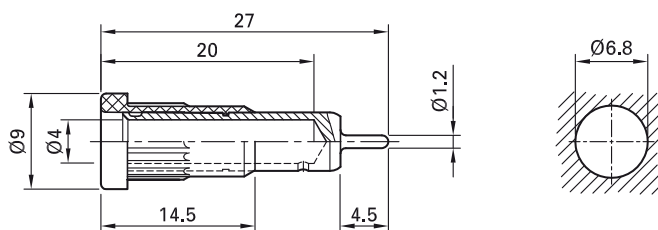

Assembly instructions MA103

www.staubli.com/electrical

Press-in socket EB4-C

Insulated Ø 4 mm rigid. Machined brass.
The socket is pressed into pre-drilled panels of plastic, metal, etc.

**Connection: Round connecting pin
Ø 1.2 mm.**



Order No.	Type	Rated voltage/current		*Standard colors										
23.1016-*	EB4-C	AC 30 V / 25 A DC 60 V / 25 A	Au	<table border="1"> <tr> <td>20</td> <td>21</td> <td>22</td> <td>23</td> <td>24</td> </tr> <tr> <td>25</td> <td>26</td> <td>27</td> <td>28</td> <td>29</td> </tr> </table>	20	21	22	23	24	25	26	27	28	29
20	21	22	23	24										
25	26	27	28	29										

Component parts

23.5013-*	I-EB4	Insulator
23.5308	B-EB4-C	Socket



Press-in tool MB4, page 133



Assembly instructions MA103

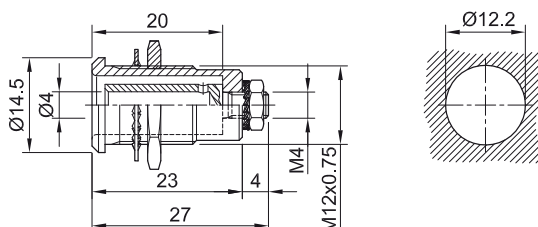
www.staubli.com/electrical

Earth socket MSLB4-G

Uninsulated, Ø 4 mm, rigid, accepting spring-loaded Ø 4 mm plugs with rigid insulating sleeve. Machined brass. The socket can

directly be mounted in predrilled metal panels.

Connection: Threaded bolt M4.



Order No.	Type	Rated voltage/current		
23.3090	MSLB4-G	AC 30 V / 32 A DC 60 V / 32 A	Ni	

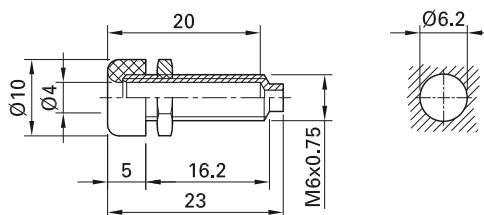
Supplied assembly material

23.5118	MU/M12x0,75	Hexagon nut		Page 128
22.6610	MU0,5D/M4N	Hexagonal Nuts		Page 128
23.5117	FS/M12	Spring Washers		Page 130
22.6533	FS/M4	Spring Washers		Page 130

Panel-mount socket LB4-R/I

Insulated Ø 4 mm rigid. Machined brass. The sockets can be screw-mounted in pre-drilled panels.

Solder connection.



Order No.	Type	Rated voltage/current		*Standard colors
49.7068-*	LB4-R/I	AC 30 V / 20 A DC 60 V / 20 A	Ni	21 22

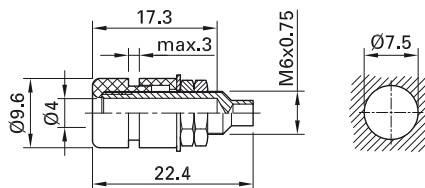
Component parts

49.7090-*	BI-LB4-R/I	Socket without nut		
50.2008	MUE/M6x0,75	Hexagon nut		Page 128

Panel-mount socket EBI-40

Insulated \varnothing 4 mm rigid. Machined brass. The sockets can be screw-mounted in pre-drilled panels.

Threaded bolt M6x0.75 and solder connection.



Order No.	Type	Rated voltage/current		*Standard colors
69.8321-*	EBI-40	AC 30 V / 20 A DC 60 V / 20 A	Ni	21 22 23



Optional colors 24 25 29

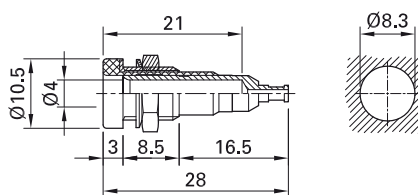
Further information, page 6

Panel-mount socket LB-I4R

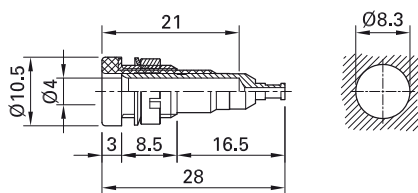
Insulated Ø 4 mm rigid. Machined brass. Metal thread jacket on the insulation. The socket can be screw-mounted in predrilled panels. Available with hexagonal or round nut.

Solder connection.

LB-I4R



LB-I4R



Order No.	Type	Rated voltage/current	Nut		*Standard colors
23.0110-*	LB-I4R	AC 30 V / 25 A DC 60 V / 25 A	Hexagonal nut	Opt	20 21 22 23 24 25 26 27 28 29
23.0100-*	LB-I4R	AC 30 V / 25 A DC 60 V / 25 A	Round nut	Opt	21 22

Component parts

23.6111-*	BI-LB-I4R	Socket without nut	
23.5112	MU/M8x0,5	Hexagon nut	Page 128
23.5110	MUR/M8x0,5	Round nut	Page 129
23.5107	SP4	Washer	Page 129



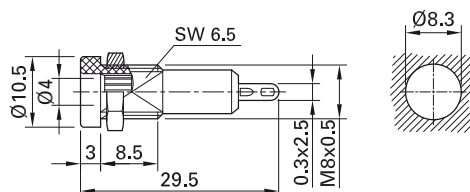
Optional colors 20 23 24 25 26 27 28 29

Further information, page 6

Panel-mount socket LB-I4R-B

Insulated Ø 4 mm rigid. Rolled brass sheet.
The sockets can be screw-mounted in pre-drilled panels.

Solder connection.



Order No.	Type	Rated voltage/current		*Standard colors
23.0450-*	LB-I4R-B	AC 30 V / 25 A DC 60 V / 25 A	Ni	21 22 23 24 25 29

Component parts

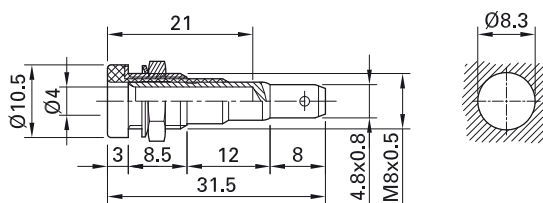
23.8111-*	BI-LB-I4R-B	Socket without nut		
23.5112	MU/M8x0,5	Hexagonal Nuts		Page 128

Panel-mount socket LB-I4R-A

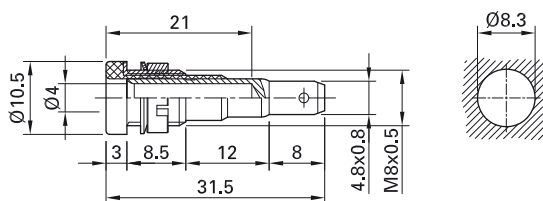
Insulated Ø 4 mm rigid. Machined brass. Metal thread jacket on the insulation. The socket can be screw-mounted in predrilled panels. Available with hexagonal or round nut.

Connection: Flat connecting tab 4.8 mm x 0.8 mm.

LB-I4R-A



LB-I4R-A



Order No.	Type	Rated voltage/current	Nut		*Standard colors
23.0190-*	LB-I4R-A	AC 30 V / 25 A DC 60 V / 25 A	Hexagonal nut	Au	20 21 22 23 24 25 26 27 28 29
23.0180-*	LB-I4R-A	AC 30 V / 25 A DC 60 V / 25 A	Round nut	Au	21 22

Component parts

23.6333-*	BI-LB-I4R-A	Socket without nut	
23.5112	MU/M8x0,5	Hexagon nut	Page 128
23.5110	MUR/M8x0,5	Round nut	Page 129
23.5107	SP4	Washer	Page 129



Optional colors 20 23 24 25 26 27 28 29

Further information, page 6

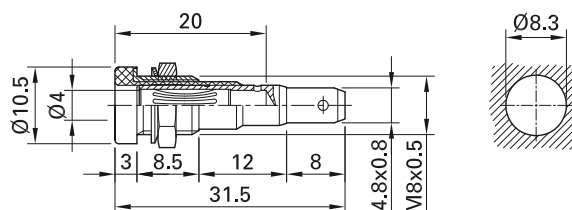


Flat connecting receptacle FSH4,8x0,8: page 131

Panel-mount socket LB-IF4R-A

Insulated, Ø 4 mm, with spring-loaded MULTILAM. Machined brass. Metal thread jacket on the insulation. The socket can be screw-mounted in predrilled panels.

Connection: Flat connecting tab 4.8 mm x 0.8 mm.



Order No.	Type	Rated voltage/current		*Standard colors
23.0210-*	LB-IF4R-A	AC 30 V / 25 A DC 60 V / 25 A	Opt	21 22

Component parts

23.6666-*	BI-LB-IF4R-A	Socket without nut	
23.5112	MU/M8x0,5	Hexagon nut	Page 128
23.5107	SP4	Washer	Page 129



Optional colors [20](#) [23](#) [24](#) [25](#) [26](#) [27](#) [28](#) [29](#)

Further information, page 6



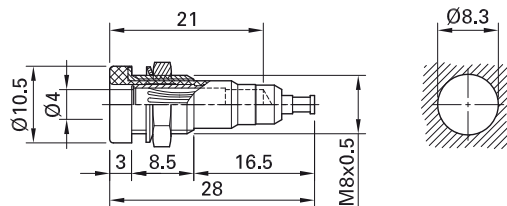
Flat connecting receptacle FSH4,8x0,8: page 131

Panel-mount socket LB-IF4R

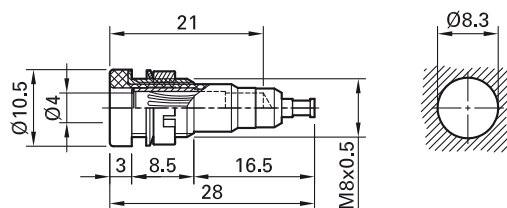
Insulated, Ø 4 mm, with spring-loaded MULTILAM. Metal thread jacket on the insulation. The socket can be screw-mounted in predrilled panels. Available with hexagonal or round nut.

Solder connection.

LB-IF4R



LB-IF4R



Order No.	Type	Rated voltage/current	Nut		*Standard colors
23.0140-*	LB-IF4R	AC 30 V / 25 A DC 60 V / 25 A	Hexagonal nut	Opt	21 22 23
23.0130-*	LB-IF4R	AC 30 V / 25 A DC 60 V / 25 A	Round nut	Opt	21 22

Component parts

23.6444-*	BI-LB-IF4R	Socket without nut		
23.5112	MU/M8x0,5	Hexagon nut		Page 128
23.5110	MUR/M8x0,5	Round nut		Page 129
23.5107	SP4	Washer		Page 129



Optional colors 20 23 24 25 26 27 28 29

Further information, page 6

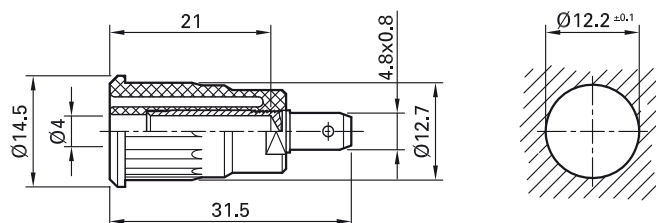
Press-in socket SEB4-F-...

Insulated, rigid, Ø 4 mm, accepting spring-loaded Ø 4 mm plugs with rigid insulating sleeve. Machined brass. The socket

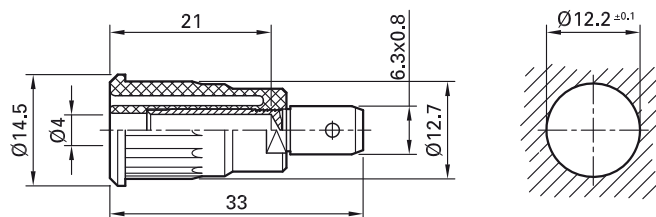
is pressed into pre-drilled panels of plastic, metal, etc.

Connection: Flat connecting tab.

SEB4-F



SEB4-F6,3



Order No.	Type	Rated voltage/current	Connection		*Standard colors
23.3120-*	SEB4-F	1000 V, CAT III / 24 A 600 V, CAT IV / 24 A	Flat connecting tab 4.8 mm × 0.8 mm	Au c RU us	20 21 22 23 24 25 27 28
49.7079-*	SEB4-F/N	1000 V, CAT III / 24 A 600 V, CAT IV / 24 A	Flat connecting tab 4.8 mm × 0.8 mm	Ni c RU us	20 21 22 23 24 25 27 28 29
23.3150-*	SEB4-F6,3	1000 V, CAT III / 32 A 600 V, CAT IV / 32 A	Flat connecting tab 6.3 mm × 0.8 mm	Au c RU us	20 21 22 23 24 25 27 28
49.7073-*	SEB4-F6,3/N	1000 V, CAT III / 32 A 600 V, CAT IV / 32 A	Flat connecting tab 6.3 mm × 0.8 mm	Ni c RU us	20 21 22 23 24 25 27 28 29



Optional colors ²⁹

Further information, page 6



Press-in tool MB4-S, page 133

Flat connecting receptacles FSH4,8x0,8, page 131



Assembly instructions MA104

www.staubli.com/electrical

Press-in socket SEB4-...

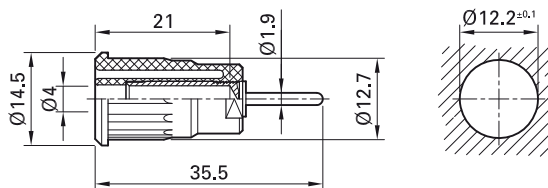
Insulated, rigid, Ø 4 mm, accepting spring-loaded Ø 4 mm plugs with rigid in-

ulating sleeve. Machined brass. The socket is pressed into pre-drilled panels of plastic,

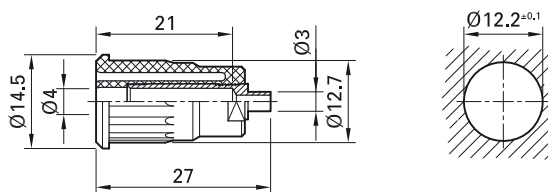
metal, etc.

Connection: Various.

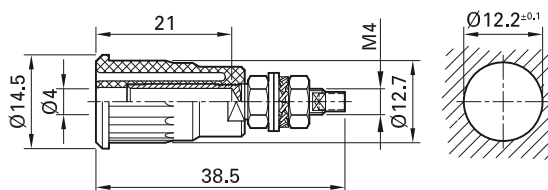
SEB4-R



SEB4-E



SEB4-G



Order No.	Type	Rated voltage/current	Connection		*Standard colors
23.3130-*	SEB4-R	1000 V, CAT III / 24 A 600 V, CAT IV / 24 A	Round connecting pin Ø 1.9 mm	Au c us	20 21 22 23 24 25 27 28 29
49.7080-*	SEB4-R/N	1000 V, CAT III / 24 A 600 V, CAT IV / 24 A	Round connecting pin Ø 1.9 mm	Ni c us	20 21 22 23 24 25 27 28
49.7091-*	SEB4-E	1000 V, CAT III / 24 A 600 V, CAT IV / 24 A	Solder connection	Ni c us	20 21 22 23 24 25 27 28 29
23.3140-*	SEB4-G	1000 V, CAT III / 32 A 600 V, CAT IV / 32 A	Threaded bolt M4 and soldering hole	Au c us	20 21 22 23 24 25 27 28 29
49.7092-*	SEB4-G/N-X	1000 V, CAT III / 32 A 600 V, CAT IV / 32 A	Threaded bolt M4 and soldering hole	Ni c us	20 21 22 23 24 25 29

Supplied assembly material

22.6509	MU0,8D/M4	2 hexagon nuts for	SEB4-G	Page 128
22.6511	U/M4	2 washers for	SEB4-G	Page 129
22.6533	FS/M4	Spring washer for	SEB4-G	Page 130



Assembly instructions MA104

www.staubli.com/electrical



Optional colors 27 28 29

Further information, page 6



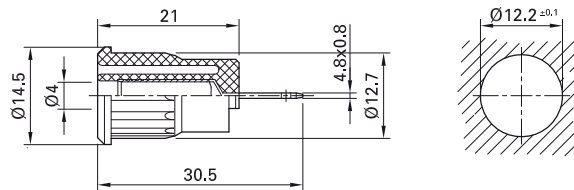
Press-in tool MB4-S, page 133

Press-in socket SEB4-F/A

Insulated, rigid, Ø 4 mm, accepting spring-loaded Ø 4 mm plugs with rigid insulating sleeve. Machined brass. The socket

is pressed into pre-drilled panels of plastic, metal, etc.

Connection: Flat connecting tab 4.8 mm × 0.8 mm, can be bent to 90°, once only.



Order No.	Type	Rated voltage/current		*Standard colors										
23.3160-*	SEB4-F/A	1000 V, CAT III / 24 A 600 V, CAT IV / 24 A	Ni c	<table border="1"> <tr> <td>20</td> <td>21</td> <td>22</td> <td>23</td> <td>24</td> </tr> <tr> <td>25</td> <td>27</td> <td>28</td> <td>29</td> <td></td> </tr> </table>	20	21	22	23	24	25	27	28	29	
20	21	22	23	24										
25	27	28	29											



Assembly instructions MA104

www.staubli.com/electrical



Flat connecting receptacle FSH4,8x0,8: page 131

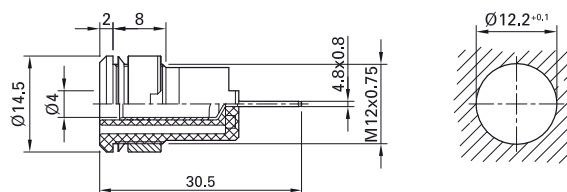
Press-in tool MB4-S, page 133

Panel-mount socket SLB4-F/A

Insulated, rigid, Ø 4 mm, accepting spring-loaded Ø 4 mm plugs with rigid insulating sleeve. Machined brass. The socket

is screwed into pre-drilled panels of plastic, metal, etc.

Connection: Flat connecting tab 4.8 mm × 0.8 mm, can be bent to 90°, once only.



Order No.	Type	Rated voltage/current		*Standard colors										
23.3070-*	SLB4-F/A	1000 V, CAT III / 24 A 600 V, CAT IV / 24 A	Ni c	<table border="1"> <tr> <td>20</td> <td>21</td> <td>22</td> <td>23</td> <td>24</td> </tr> <tr> <td>25</td> <td>26</td> <td>27</td> <td>28</td> <td>29</td> </tr> </table>	20	21	22	23	24	25	26	27	28	29
20	21	22	23	24										
25	26	27	28	29										

Component parts

23.3030-*	BI-SLB4-F/A	Round nut	
23.5108	SSP4	Washer	Page 129



Assembly instructions MA152

www.staubli.com/electrical



Flat connecting receptacle FSH4,8x0,8: page 131

Tube spanners SS2, SS425, page 132

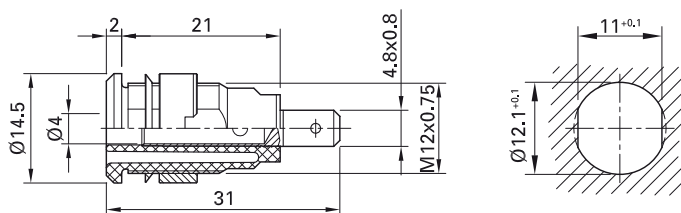
Panel-mount socket SLB4-F...

Insulated, rigid, Ø 4 mm, accepting spring-loaded Ø 4 mm plugs with rigid insulating sleeve. Machined brass. The socket

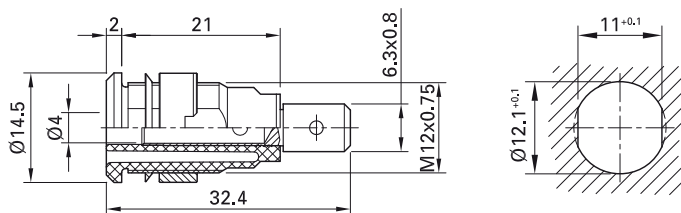
is screwed into pre-drilled panels of plastic, metal, etc.

Connection: Flat connecting tab.

SLB4-F



SLB4-F6,3



Order No.	Type	Rated voltage/current	Connection		*Standard colors										
23.3000-*	SLB4-F	1000 V, CAT III / 24 A 600 V, CAT IV / 24 A	Flat connecting tab 4.8 mm × 0.8 mm	Au c	<table border="1"> <tr><td>20</td><td>21</td><td>22</td><td>23</td><td>24</td></tr> <tr><td>25</td><td>26</td><td>27</td><td>28</td><td>29</td></tr> </table>	20	21	22	23	24	25	26	27	28	29
20	21	22	23	24											
25	26	27	28	29											
49.7044-*	SLB4-F/N-X	1000 V, CAT III / 24 A 600 V, CAT IV / 24 A	Flat connecting tab 4.8 mm × 0.8 mm	Ni c	<table border="1"> <tr><td>20</td><td>21</td><td>22</td><td>23</td><td>24</td></tr> <tr><td>25</td><td>26</td><td>27</td><td>28</td><td>29</td></tr> </table>	20	21	22	23	24	25	26	27	28	29
20	21	22	23	24											
25	26	27	28	29											
23.3060-*	SLB4-F6,3	1000 V, CAT III / 32 A 600 V, CAT IV / 32 A	Flat connecting tab 6.3 mm × 0.8 mm	Au c	<table border="1"> <tr><td>20</td><td>21</td><td>22</td><td>23</td><td>24</td></tr> <tr><td>25</td><td>26</td><td>27</td><td>28</td><td>29</td></tr> </table>	20	21	22	23	24	25	26	27	28	29
20	21	22	23	24											
25	26	27	28	29											
49.7046-*	SLB4-F6,3/N-X	1000 V, CAT III / 32 A 600 V, CAT IV / 32 A	Flat connecting tab 6.3 mm × 0.8 mm	Ni c	<table border="1"> <tr><td>20</td><td>21</td><td>22</td><td>23</td><td>24</td></tr> <tr><td>25</td><td>26</td><td>27</td><td>28</td><td>29</td></tr> </table>	20	21	22	23	24	25	26	27	28	29
20	21	22	23	24											
25	26	27	28	29											

Component parts

23.6999-*	BI-SLB4-F	Socket SLB4-F without nut	
49.7031-*	BI-SLB4-F/N	Socket SLB4-F/N-X without nut	
23.7222-*	BI-SLB4-F6,3	Socket SLB4-F6,3 without nut	
23.3040-*	BI-SLB4-F6,3N	Socket SLB4-F6,3N-X without nut	
23.5120	MUR/M12x0,75	Round nut, suitable for SLB4-F, SLB4-F/N-X, SLB4-F6,3, SLB4-F6,3/N-X	Page 129
23.5108	SSP4	Washer, suitable for SLB4-F, SLB4-F6,3	Page 129



Assembly instructions MA165

www.staubli.com/electrical



Flat connecting receptacles FSH4,8x0,8, page 131

Tube spanners SS2, SS425, page 132

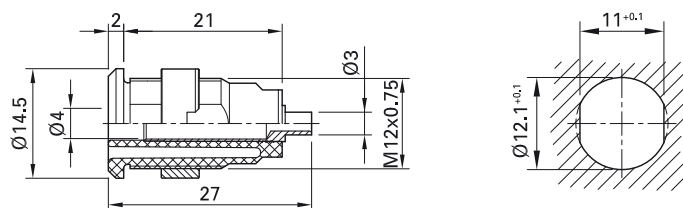
Panel-mount socket SLB4-...

Insulated, rigid, Ø 4 mm, accepting spring-loaded Ø 4 mm plugs with rigid insulating sleeve. Machined brass. The socket

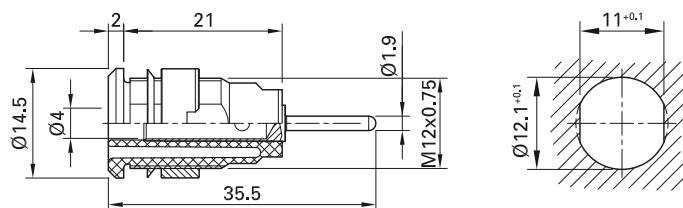
is screwed into pre-drilled panels of plastic, metal, etc.

Connection: Various.

SLB4-E



SLB4-R



Order No.	Type	Rated voltage/current	Connection		*Standard colors										
49.7049-*	SLB4-E	1000 V, CAT III / 24 A 600 V, CAT IV / 24 A	Solder connection	Ni c	<table border="1"> <tr><td>20</td><td>21</td><td>22</td><td>23</td><td>24</td></tr> <tr><td>25</td><td>26</td><td>27</td><td>28</td><td>29</td></tr> </table>	20	21	22	23	24	25	26	27	28	29
20	21	22	23	24											
25	26	27	28	29											
23.3010-*	SLB4-R	1000 V, CAT III / 24 A 600 V, CAT IV / 24 A	Round connecting pin Ø 1.9 mm	Au c	<table border="1"> <tr><td>20</td><td>21</td><td>22</td><td>23</td><td>24</td></tr> <tr><td>25</td><td>26</td><td>27</td><td>28</td><td>29</td></tr> </table>	20	21	22	23	24	25	26	27	28	29
20	21	22	23	24											
25	26	27	28	29											
49.7048-*	SLB4-R/N-X	1000 V, CAT III / 24 A 600 V, CAT IV / 24 A	Round connecting pin Ø 1.9 mm	Ni c	<table border="1"> <tr><td>20</td><td>21</td><td>22</td><td>23</td><td>24</td></tr> <tr><td>25</td><td></td><td></td><td></td><td></td></tr> </table>	20	21	22	23	24	25				
20	21	22	23	24											
25															

Component parts

49.7083-*	BI-SLB4-E	Socket SLB4-E without nut	
23.7000-*	BI-SLB4-R	Socket SLB4-R without nut	
23.5049-*	BI-SLB4-R/N	Socket SLB4-R/N-X without nut	
23.5120	MUR/M12x0,75	Round nut suitable for SLB4-E, SLB4-R, SLB4-R/N-X	Page 129
23.5108	SSP4	Washer, suitable for SLB4-R	Page 129



Assembly instructions MA165

www.staubli.com/electrical



Optional colors

26	27	28	29
----	----	----	----

Further information, page 6



Tube spanners SS2, SS425, page 132

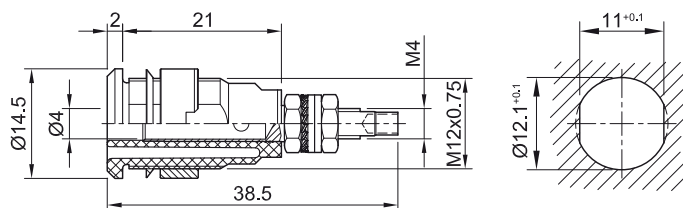

Panel-mount socket SLB4-G-...

Insulated, rigid, Ø 4 mm, accepting spring-loaded Ø 4 mm plugs with rigid insulating sleeve. Machined brass. The socket

is screwed into pre-drilled panels of plastic, metal, etc.

Connection: Threaded bolt M4 and soldering hole

SLB4-G



Order No.	Type	Rated voltage/current		*Standard colors										
23.3020-*	SLB4-G	1000 V, CAT III / 32 A 600 V, CAT IV / 32 A		<table border="1"> <tr> <td>20</td> <td>21</td> <td>22</td> <td>23</td> <td>24</td> </tr> <tr> <td>25</td> <td>26</td> <td>27</td> <td>28</td> <td>29</td> </tr> </table>	20	21	22	23	24	25	26	27	28	29
20	21	22	23	24										
25	26	27	28	29										
49.7043-*	SLB4-G/N-X	1000 V, CAT III / 32 A 600 V, CAT IV / 32 A		<table border="1"> <tr> <td>20</td> <td>21</td> <td>22</td> <td>23</td> <td>24</td> </tr> <tr> <td>25</td> <td>26</td> <td>27</td> <td>28</td> <td>29</td> </tr> </table>	20	21	22	23	24	25	26	27	28	29
20	21	22	23	24										
25	26	27	28	29										

Component parts

23.7111-*	BI-SLB4-G	Socket SLB4-G without nut		
49.7034-*	BI-SLB4-G/N	Socket SLB4-G/N-X without nut		
23.5120	MUR/M12x0,75	Round nut, suitable for	SLB4-G, SLB4-G/N-X	Page 129
23.5108	SSP4	Washer, suitable for	SLB4-G	Page 129
22.6509	MU0,8D/M4	2 hexagon nuts, suitable for	SLB4-G	Page 128
22.6539	MU0,8D/M4N	2 hexagon nuts, suitable for	SLB4-G/N-X	Page 128
22.6511	U/M4	Washers, suitable for	SLB4-G	Page 129
22.6533	FS/M4	Spring washer, suitable for	SLB4-G	Page 130



Tube spanners SS2, SS425, page 132



Assembly instructions MA165

www.staubli.com/electrical

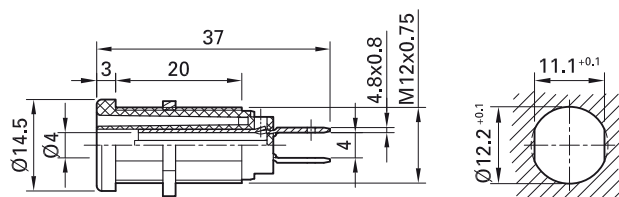
Panel-mount socket XEB-1R

Insulated, rigid, Ø 4 mm, accepting spring-loaded Ø 4 mm plugs with rigid insulating sleeve. Machined brass. The socket consists of two insulated, semi-circular

contacts, which are connected to each other when a plug is inserted (switch function). The socket is screwed into pre-drilled panels of plastic, metal, etc.

Connection: 2 × Flat connecting tab 4.8 mm × 0.8 mm

XEB-1R



Order No.	Type	Rated voltage/current	Connection		*Standard colors										
66.9131-*	XEB-1R	1000 V, CAT IV / 20 A	2 × Flat connecting tab 4.8 mm × 0.8 mm	Ni c RU us	<table border="1"> <tr> <td>20</td> <td>21</td> <td>22</td> <td>23</td> <td>24</td> </tr> <tr> <td>25</td> <td>26</td> <td>29</td> <td></td> <td></td> </tr> </table>	20	21	22	23	24	25	26	29		
20	21	22	23	24											
25	26	29													

Supplied assembly material

66.9679	GEW.12-MUTTER	Hexagon nut for	XEB-1R	Page 128
---------	---------------	-----------------	--------	----------



Flat connecting receptacle FSH4,8x0,8: page 131

Tube spanners SS2, page 132



Assembly instructions MAH506

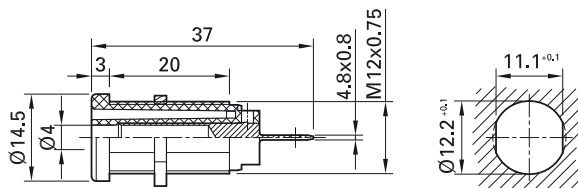
www.staubli.com/electrical

Panel-mount socket XEF-1R

Insulated, rigid, Ø 4 mm, accepting spring-loaded Ø 4 mm plugs with rigid insulating sleeve. Machined brass. The sockets

are screwed into pre-drilled panels of plastic, metal, etc.

XEF-1R



Order No.	Type	Rated voltage/current	Connection		*Standard colors
66.9665-*	XEF-1R	1000 V, CAT IV / 24 A	Flat connecting tab 4.8 mm × 0.8 mm	Ni c RU us	20 21 22 23 24 25 26

Supplied assembly material

66.9679	GEW.12-MUTTER	Hexagon nut for	XES-1R, XEF-1R, XEG-1R		Page 128
---------	---------------	-----------------	------------------------	--	----------



Assembly instructions MAH506

www.staubli.com/electrical



Tube spanners SS2, SS425, page 132

Mounting socket SAB4-G...

Insulated, rigid, Ø 4 mm, accepting spring-loaded Ø 4 mm plugs with rigid insulating sleeve. Machined brass. The socket

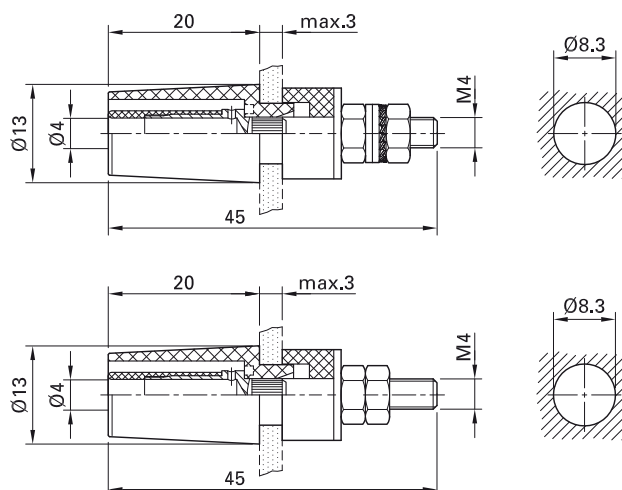
is surface-mounted in pre-drilled panels of plastic, metal, etc.

Connection: Threaded bolt M4.

SAB4-G



SAB4-G/N-X



Order No.	Type	Rated voltage/current		*Standard colors										
23.3050-*	SAB4-G	1000 V, CAT II / 32 A	Au c	<table border="1"> <tr> <td>20</td><td>21</td><td>22</td><td>23</td><td>24</td> </tr> <tr> <td>25</td><td>26</td><td>27</td><td>28</td><td>29</td> </tr> </table>	20	21	22	23	24	25	26	27	28	29
20	21	22	23	24										
25	26	27	28	29										
49.7042-*	SAB4-G/N-X	1000 V, CAT II / 32 A	Ni c	<table border="1"> <tr> <td>20</td><td>21</td><td>22</td><td>23</td><td>24</td> </tr> <tr> <td>25</td><td>26</td><td>27</td><td>28</td><td>29</td> </tr> </table>	20	21	22	23	24	25	26	27	28	29
20	21	22	23	24										
25	26	27	28	29										

Supplied assembly material

22.6509	MU0,8D/M4	2 hexagon nuts, suitable for	SLB4-G	Page 128
22.6539	MU0,8D/M4N	2 hexagon nuts, suitable for	SLB4-G/N-X	Page 128
22.6511	U/M4	Round nut, suitable for	SLB4-G, SLB4-G/N-X	Page 129
22.6516	U/4,3x12	Washer, suitable for	SLB4-G	Page 129
22.6533	FS/M4	2 washers, suitable for	SLB4-G	Page 130



Tube spanner SS2, page 132



Assembly instructions MA153

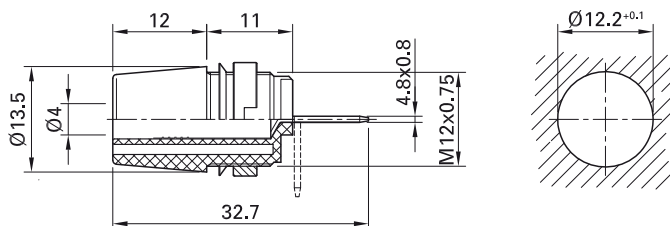
www.staubli.com/electrical

Mounting socket SAB4-F/A

Insulated, rigid, Ø 4 mm, accepting spring-loaded Ø 4 mm plugs with rigid insulating sleeve. Machined brass. The socket

is surface-mounted in pre-drilled panels of plastic, metal, etc.

Connection: Flat connecting tab 4.8 mm × 0.8 mm, can be bent to 90°, once only.



Order No.	Type	Rated voltage/current		*Standard colors										
23.3110-*	SAB4-F/A	1000 V, CAT II / 20 A	Ni c us	<table border="1"> <tr> <td>20</td> <td>21</td> <td>22</td> <td>23</td> <td>24</td> </tr> <tr> <td>25</td> <td></td> <td></td> <td></td> <td></td> </tr> </table>	20	21	22	23	24	25				
20	21	22	23	24										
25														

Supplied assembly material

23.5120	MUR/M12x0,75	Round nut	Page 129
23.5108	SSP4	Washer	Page 129



Optional colors [26](#)

Further information, page 6



Flat connecting receptacle FSH4,8x0,8: page 131

Tube spanners SS2, SS425, page 132



Assembly instructions MA152

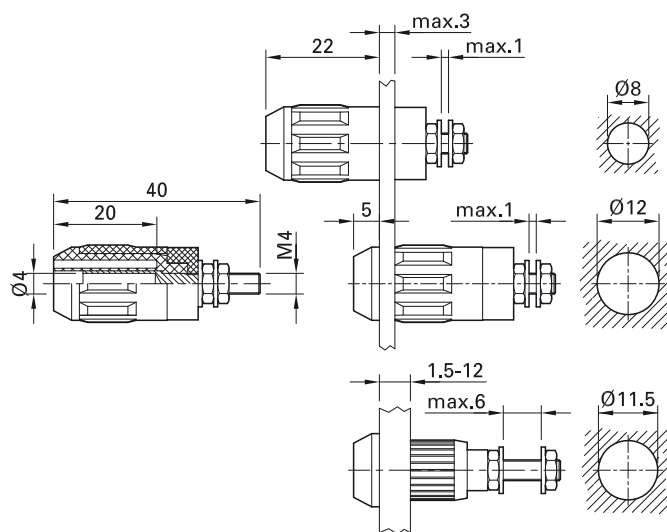
www.staubli.com/electrical

Universal socket XUB-G

Insulated, rigid, Ø 4 mm, accepting spring-loaded Ø 4 mm plugs with rigid insulating sleeve. Machined brass. The socket is surface-mounted, assembled flush, or

pressed into pre-drilled panels of plastic, metal, etc.

Connection: Threaded bolt M4.



Order No.	Type	Rated voltage/current		*Standard colors										
66.9684-*	XUB-G	600 V ¹⁾ , CAT II / 20 A 1000 V ²⁾ , CAT II / 20 A	Ni c us	<table border="1"> <tr> <td>20</td> <td>21</td> <td>22</td> <td>23</td> <td>24</td> </tr> <tr> <td>25</td> <td>27</td> <td>29</td> <td></td> <td></td> </tr> </table>	20	21	22	23	24	25	27	29		
20	21	22	23	24										
25	27	29												

¹⁾ Surface-mounted

²⁾ Assembled flush or pressed in



Optional colors **26** **28**

Further information, page 6



Press-in tool MB4-S, page 133



Assembly instructions MAH507

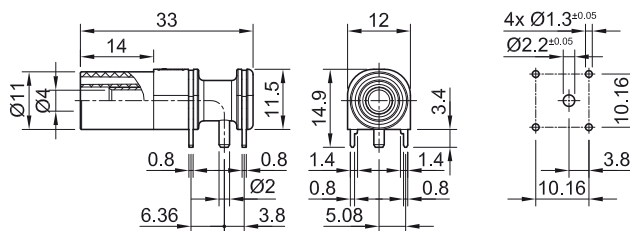
www.staubli.com/electrical



Angled socket XELW-4

For mounting on vertical printed circuit boards, touch-protected according to IEC/EN 61010-1. The socket is directly soldered onto printed circuit boards. The right-angled configuration minimizes the force transmit-

ted to the printed circuit board through the plugged-in test lead. Right-angled Ø 4 mm rigid socket accepting spring-loaded Ø 4 mm plugs with rigid insulating sleeve. Machined brass.

Connection: Ø 2 mm round pin and contacts for mounting on printed circuit boards.



Order No.	Type	Rated voltage/current		*Standard colors
66.9040-*	XELW-4	1000 V, CAT III / 24 A 600 V, CAT IV / 24 A	Au c  us	



Assembly instructions MAH561

www.staubli.com/electrical



Optional colors  

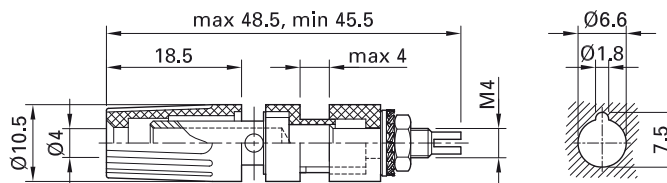
Further information, page 6


Binding post PK4-T

Insulated, Ø 4 mm, rigid, and insulated head undetachable. Ø 2.5 mm cross hole for quick wire connection. Machined brass.

For mounting, with anti-rotation lug, in front panels up to 4 mm thick.

Connection: Threaded bolt M4.



Order No.	Type	Rated voltage/current		*Standard colors
23.0330-*	PK4-T	AC 30 V / 35 A DC 60 V / 35 A	Ni	

Connecting plug

Connecting plug KS4-1...

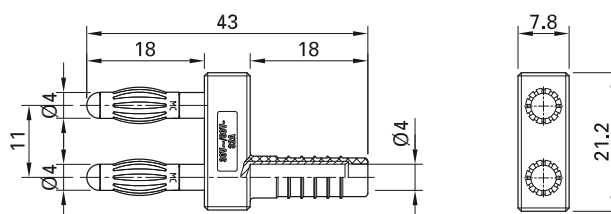
Insulated, Ø 4 mm, made of brass. Equipped with spring-loaded MULTILAM to ensure vibration-proof contacts – ideal use is in the automotive field for test drives and service-

ing. Ø 4 mm rigid socket in insulator accepting spring-loaded Ø 4 mm plugs with rigid insulating sleeve.

KS4-11L/1A/N



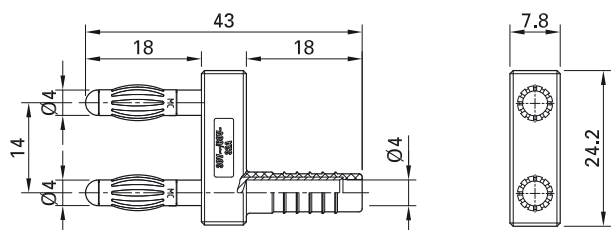
KS4-11L/1A/A



KS4-14LA/N



KS4-14LA/A

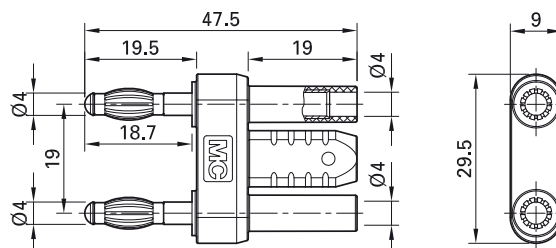


Order No.	Type	Rated voltage/current	Plug spacing		Standard colors
64.9302-21	KS4-11L/1A/N	AC 30 V / 32 A DC 60 V / 32 A	11 mm	Ni	21
64.9301-21	KS4-11L/1A/A	AC 30 V / 32 A DC 60 V / 32 A	11 mm	Au	21
20.1010-21	KS4-14LA/N	AC 30 V / 32 A DC 60 V / 32 A	14 mm	Ni	21
20.1020-21	KS4-14LA/A	AC 30 V / 32 A DC 60 V / 32 A	14 mm	Au	21

Connecting plug KS4-19L/1

Insulated, Ø 4 mm, made of brass. Plugs with spring-loaded MULTILAM. With insulated grip and with two in-line Ø 4 mm rigid

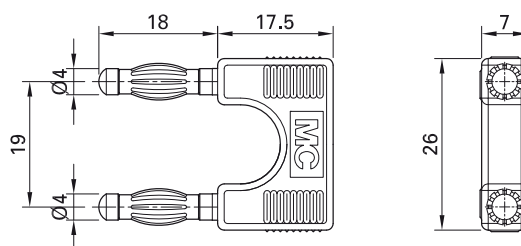
sockets accepting spring-loaded Ø 4 mm plugs with rigid insulating sleeve.



Order No.	Type	Rated voltage/current	Plug spacing		Standard colors
24.0027-21	KS4-19L/1	AC 30 V / 32 A DC 60 V / 32 A	19 mm	Ni	21

Connecting plug KS4-19L

Insulated Ø 4 mm. Made of brass, one piece and with spring-loaded MULTILAM.



Order No.	Type	Rated voltage/current	Plug spacing		Standard colors
24.0020-28	KS4-19L	AC 30 V / 32 A DC 60 V / 32 A	19 mm	Au	28



User information i099

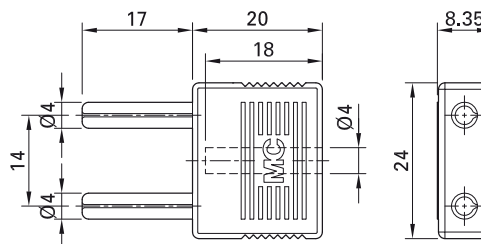
www.staubli.com/electrical

Connecting plug KS4-1...

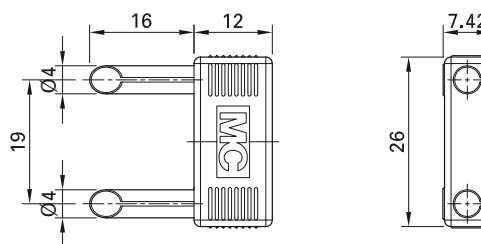
Insulated Ø 4 mm. Hollow plug, made from a single piece of hard-drawn copper alloy.

Type KS4-14 with Ø 4 mm rigid socket in insulator for tap connection at rear.

KS4-14



KS4-19



Order No.	Type	Rated voltage/current	Plug spacing		Standard colors
24.0004-28	KS4-14	AC 30 V / 25 A DC 60 V / 25 A	14 mm	Au	28
24.0002-21	KS4-19	AC 30 V / 25 A DC 60 V / 25 A	19 mm	Au	21



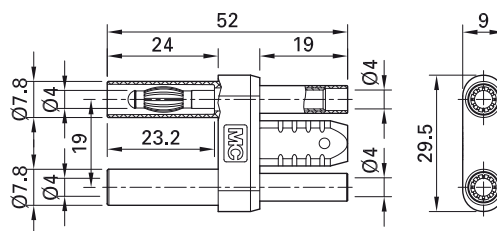
User information i097

www.staubli.com/electrical

Connecting plug SKS4-19L/1

Insulated, Ø 4 mm, made of brass. Plugs with spring-loaded MULTILAM and rigid insulating sleeves. With insulated grip and

with two in-line Ø 4 mm rigid sockets accepting spring-loaded Ø 4 mm plugs with rigid insulating sleeve.



Order No.	Type	Rated voltage/current	Plug spacing		*Standard colors
24.0028-*	SKS4-19L/1	1000 V, CAT II / 32 A	19 mm	Ni CE	21 22 23



User information i006

www.staubli.com/electrical

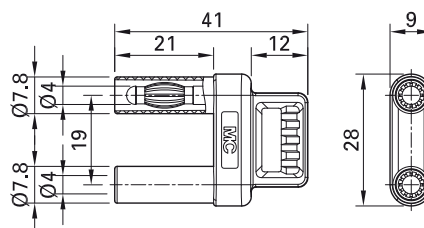


Optional colors 20 24 25 26 27 28 29

Further information, page 6

Connecting plug XVB-4/19

Insulated, Ø 4 mm, made of brass. Plugs with spring-loaded MULTILAM and rigid insulating sleeves. With insulated grip.



Order No.	Type	Rated voltage/current	Plug spacing		*Standard colors
66.9171-*	XVB-4/19	1000 V, CAT II / 32 A	19 mm	Ni CE	21 22 23



Optional colors 27 28

Further information, page 6

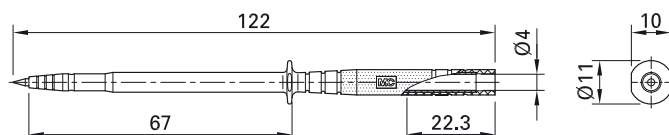
Test probes

Test probe SPP4-S

Test probe with tapered, stainless steel rigid needle and with handle guard chamfered on

both sides. Ø 4 mm rigid socket in handle accepting spring-loaded Ø 4 mm plugs with

rigid insulating sleeve. Supplied with protective cap.



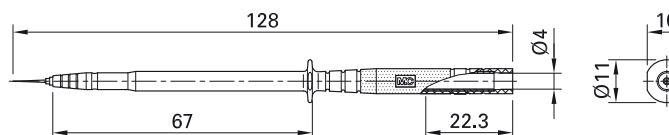
Order No.	Type	Rated voltage/current		*Standard colors
24.0235-*	SPP4-S	1000 V, CAT III / 1 A	CE	21 22

Test probe SPP4-S/F

Spring-loaded stainless steel needle which reacts resiliently under light pressure. Specially suited for sensitive printed circuits.

Test probe with handle guard chamfered on both sides. Ø 4 mm rigid socket in handle accepting spring-loaded Ø 4 mm plugs with

rigid insulating sleeve. Supplied with protective cap.



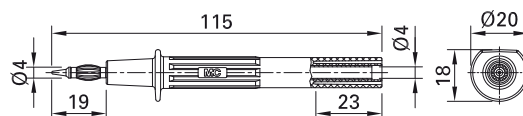
Order No.	Type	Rated voltage/current		*Standard colors
24.0238-*	SPP4-S/F	1000 V, CAT II / 1 A	CE	21 22

Test probe PP-115/4

Ø 4 mm, with spring-loaded MULTILAM. Handle guard flattened on one side to prevent rolling. Also allows for close side-

by-side plugging of probes. Ø 4 mm rigid socket in insulator accepting spring-loaded Ø 4 mm plugs with rigid insulating sleeve.

Supplied with protective cap.



Order No.	Type	Rated voltage/current		*Standard colors
66.9112-*	PP-115/4	1000 V, CAT II / 32 A	CE c UL US	21 22 23 24

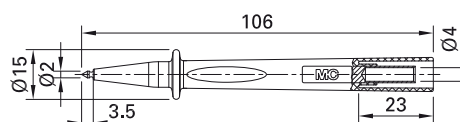


Optional colors 25

Further information, page 6

Test probe BT400

Ø 2 mm stainless steel tip. Ø 4 mm rigid socket in insulator accepting spring-loaded Ø 4 mm plugs with rigid insulating sleeve.



Order No.	Type	Rated voltage/current		*Standard colors
66.9390-*	BT400	1000 V, CAT IV / 1 A	CE c UL US	21 22 23



Optional colors 27 28

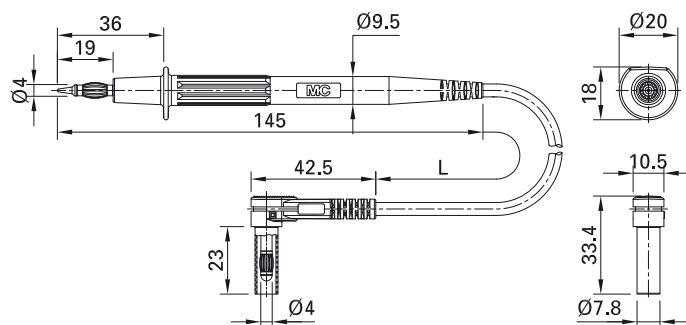
Further information, page 6

Test probe with measurement cable XP...-484

Highly flexible, with insulation in PVC or silicone. One end with Ø 4 mm test probe with spring-loaded MULTILAM, the other end

with right angled Ø 4 mm MULTILAM plug with rigid insulating sleeve. Supplied with protective cap.

XPF-484



Order No.	Type	Rated voltage/current	Lead		Lead lengths L [cm]	*Standard colors
66.9008-□*	XPF-484	1000 V, CAT II / 20 A	PVC 1.0 mm ²	Ni CE c UL us	100 150	21 22 23
66.9007-□*	XPS-484	1000 V, CAT II / 20 A	SIL 1.0 mm ²	Ni CE c UL us	100 150	21 22



Optional colors **23**

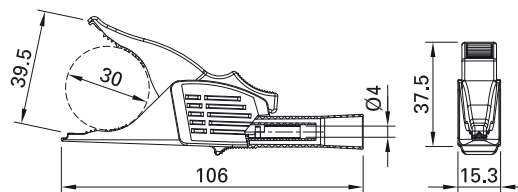
Optional lengths on demand

Further information, page 6



Pluggable accessory XDK-1033P, see below

Accessories



Dolphin Clip made of brass with all-round insulation. Toothed jaws for wide grip with surface for fine wire.

Note: Longer version especially designed to plug onto the Ø 4 mm probes of test leads

XPF-484 and XPS-484, see above.

Order No.	Type	Rated voltage/current		*Standard colors
66.9521-*	XDK-1033P	1000 V, CAT II / 19 A	Ni CE c UL us	21 22

Clips

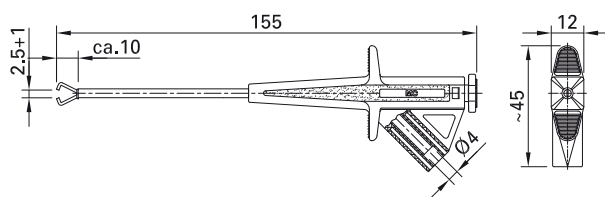
Test clip SKPS-4

With flexible shaft and spring wire grabber (stainless steel) for a good contact to pins and wires in inaccessible places. Especially

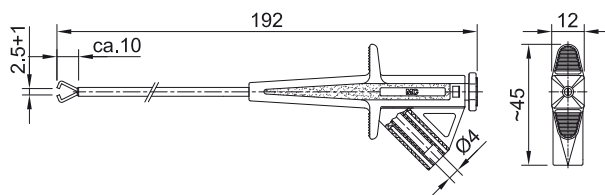
suitable for measuring voltages. The shaft is silicone insulated and guarantees good heat resistance and flexibility even at low

temperatures. Ø 4 mm rigid socket in handle accepting spring-loaded Ø 4 mm plugs with rigid insulating sleeve.

SKPS-4



SKPS-4_100



Order No.	Type	Rated voltage/current		*Standard colors
24.0224-*	SKPS-4	1000 V, CAT II / 4 A	CE c UL US	21 22 23 24 25
24.0227-*	SKPS-4_100	1000 V, CAT II / 4 A	CE c UL US	21 22 23 24 25



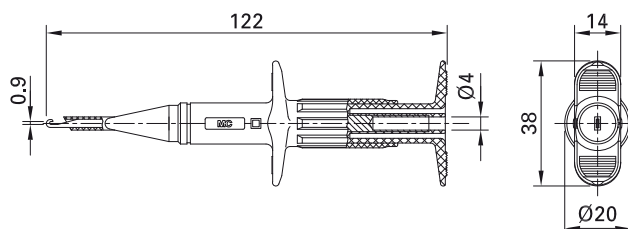
Optional colors [26](#)

Further information, page 6

Test clip GRIP-A

With rigid hook clip made of steel for hooking onto wires. Ø 4 mm rigid socket in han-

dle accepting spring-loaded Ø 4 mm plugs with rigid insulating sleeve.



Order No.	Type	Rated voltage/current		*Standard colors
66.9116-*	GRIP-A	1000 V, CAT III / 3 A	CE c UL US	21 22 23



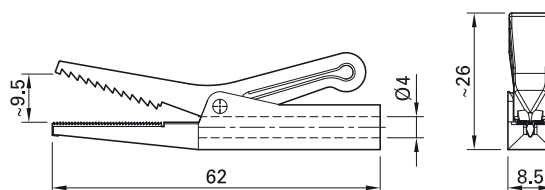
Optional colors 24 25 26

Further information, page 6

Test clip APK-4

Insulated, with Ø 4 mm rigid socket. Brass. Sharp toothed, pointed jaws. The upper jaw

is insulated.



Order No.	Type	Rated voltage/current		*Standard colors
64.9209-*	APK-4	AC 30 V / 10 A DC 60 V / 10 A	Ni	21 22 23 24 25 26



User information i093

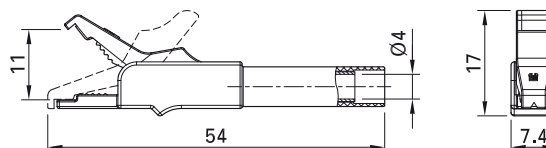
www.staubli.com/electrical

Crocodile clip SAGK4-K

Small, slim, made of brass with all-round insulation. Toothed jaws for wide grip with

surface for fine wire. Ø 4 mm rigid socket in insulator accepting spring-loaded Ø 4 mm

plugs with rigid insulating sleeve.



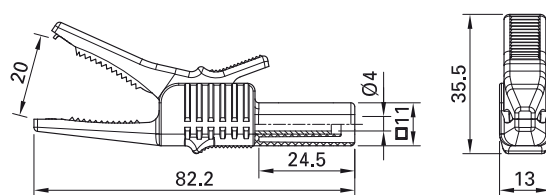

Order No.	Type	Rated voltage/current		*Standard colors
24.0157-*	SAGK4-K	300 V, CAT II / 15 A	Ni CE	21 22 23

Crocodile clip XKK-1001

Made of brass with all-round insulation. Toothed jaws for wide grip with surface for

fine wire. Ø 4 mm rigid socket in insulator accepting spring-loaded Ø 4 mm plugs with

rigid insulating sleeve.

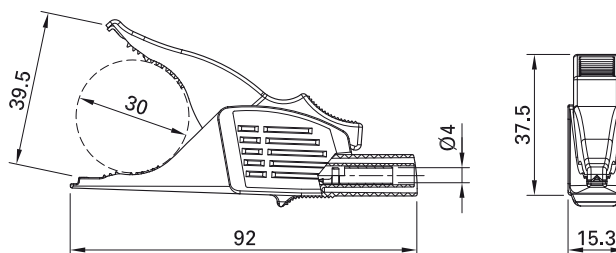


Order No.	Type	Rated voltage/current		*Standard colors
66.9755-*	XKK-1001	1000 V, CAT II / 32 A	Ni CE c UL us	20 21 22 23 24 25 26 27 29

Dolphin clip XDK-1033

Made of brass with all-round insulation. Toothed jaws for wide grip with surface for fine wire. Ø 4 mm rigid socket in insulator

accepting spring-loaded Ø 4 mm plugs with rigid insulating sleeve.



Order No.	Type	Rated voltage/current		*Standard colors										
66.9575-*	XDK-1033	1000 V, CAT III / 32 A	Ni CE c UL us	<table border="1"> <tr> <td>20</td> <td>21</td> <td>22</td> <td>23</td> <td>24</td> </tr> <tr> <td>25</td> <td>26</td> <td>27</td> <td>29</td> <td></td> </tr> </table>	20	21	22	23	24	25	26	27	29	
20	21	22	23	24										
25	26	27	29											



Optional colors ²⁸

Further information, page 6

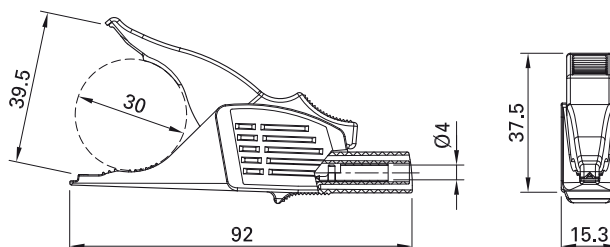
Dolphin clip XDK-1033/I-2

With all-round insulation. The upper jaw is non-conductive to prevent accidental short-circuits on contact with the mouth open. This development of our established

dolphin clip features a soft TPE inlay in the top jaw, facilitating an especially strong adhesion grip.

The insulation in this version also allows it

to be used in the measurement category CAT IV.



Order No.	Type	Rated voltage/current		*Standard colors										
66.9561-*	XDK-1033/I-2	1000 V, CAT III / 19 A 600 V, CAT IV / 19 A	Ni CE c UL us	<table border="1"> <tr> <td>20</td> <td>21</td> <td>22</td> <td>23</td> <td>24</td> </tr> <tr> <td>25</td> <td>26</td> <td>27</td> <td>29</td> <td></td> </tr> </table>	20	21	22	23	24	25	26	27	29	
20	21	22	23	24										
25	26	27	29											



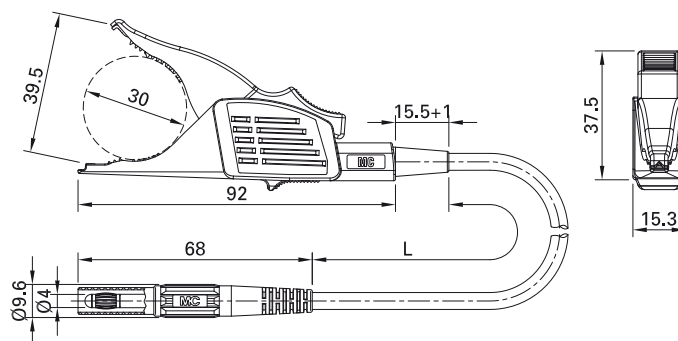

Optional colors ²⁸

Further information, page 6

Test clip lead XDLS-418

Highly flexible. One end with dolphin clip with all-round insulation, toothed jaws for wide grip and surface for fine wire. The other

end with Ø 4 mm MULTILAM plug with rigid insulating sleeve.



Order No.	Type	Rated voltage/current	Lead		Lead lengths L [cm]	*Standard colors
66.9531-150*	XDLS-418	1000 V, CAT III / 32 A	PVC 2.5 mm ²	Ni CE	150	20 21 22



Optional colors 23 24 25 26 27 28 29

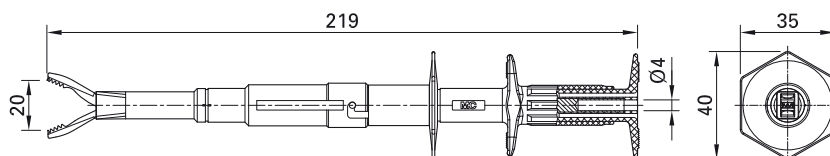
Further information, page 6

Test clip GRIP-DI

With steel jaws especially for connections to ground rails and thick cables. For increased safety when making contacts, the jaws are insulated on the outside. Ø 4 mm rigid socket in handle accepting spring-loaded

Ø 4 mm plugs with rigid insulating sleeve. Transparent fuse holder sleeve to accept a high-rating fuse 10 mm x 38 mm.

The fuse is not supplied.



Order No.	Type	Rated voltage/current		*Standard colors
66.9266-*	GRIP-DI	1000 V, CAT III / max. 16 A ¹⁾	Ni CE c UL ²⁾ us	21 22

¹⁾ Depends on the fuse used.

²⁾ Only if used with UL approved fuses



Optional colors 23 24 25 26

Further information, page 6



High breaking capacity fuse, page 134



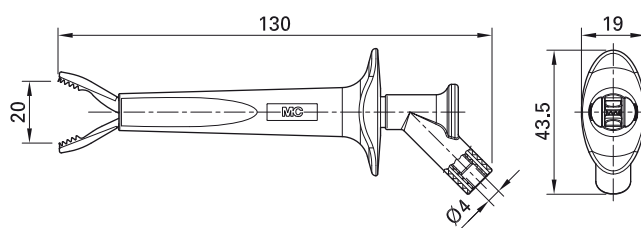
User information **i068**

www.staubli.com/electrical

Test clip AB200

With steel jaws especially for connections to ground rails and thick cables. For increased safety when making contacts, the jaws

are insulated on the outside. Ø 4 mm rigid socket in handle accepting spring-loaded Ø 4 mm plugs with rigid insulating sleeve.



Order No.	Type	Rated voltage/current		*Standard colors										
66.9474-*	AB200	1000 V, CAT IV / 16 A	Ni CE c UL us	<table border="1"> <tr> <td>20</td> <td>21</td> <td>22</td> <td>23</td> <td>24</td> </tr> <tr> <td>25</td> <td>26</td> <td></td> <td></td> <td></td> </tr> </table>	20	21	22	23	24	25	26			
20	21	22	23	24										
25	26													



Optional colors [27](#) [28](#) [29](#)

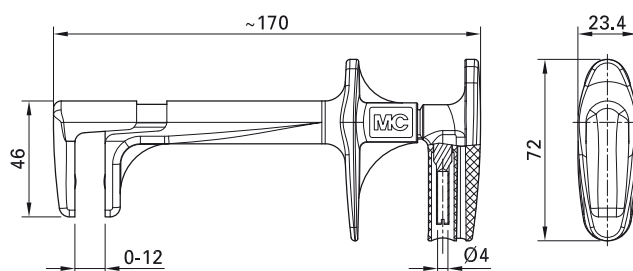
Further information, page 6

Flat test clip GRIP-FMA

For fast and safe contacting on busbars, for example for the synchronization for stand-by power units. Powerful contacting on the

front and rear of the busbars by means of our established MULTILAM. Ø 4 mm rigid socket in handle accepting

Ø 4 mm plugs with rigid insulating sleeve.

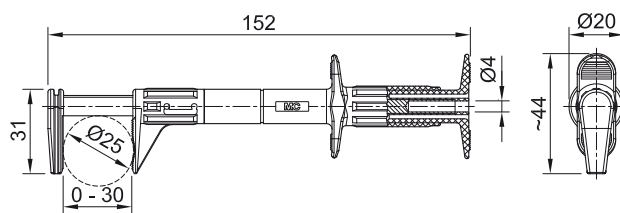


Order No.	Type	Rated voltage/current		Standard colors
66.9435-21	GRIP-FMA	1000 V, CAT IV / 32 A	CE	21

Flat test clip GRIP-F

For making quick, secure contact during voltage measurements. With adjustable stop. Ø 4 mm rigid socket in handle accepting

spring-loaded Ø 4 mm plugs with rigid insulating sleeve.



Order No.	Type	Rated voltage/current		*Standard colors
66.9829-*	GRIP-F	600 V, CAT III / 5 A	Ni CE c UL us	21 22 23 24 25 26



Optional colors 20

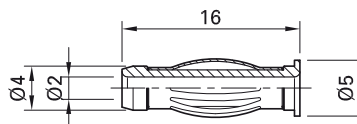
Further information, page 6

Adapters

Reducer adapter R4/2

Uninsulated, Ø 4 mm, made of brass, with spring-loaded MULTILAM. Ø 2 mm rigid socket in handle accepting spring-loaded

Ø 2 mm plugs with rigid insulating sleeve (pluggable on both sides).



Order No.	Type	Rated voltage/current		
24.0110	R4/2	AC 30 V / 25 A DC 60 V / 25 A	Au	



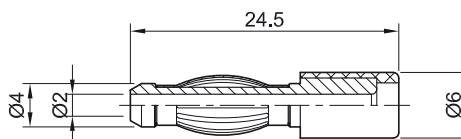
User information **i097**

www.staubli.com/electrical

Reducer adapter R4/2-A

Insulated, Ø 4 mm, made of brass, with spring-loaded MULTILAM. Ø 2 mm rigid

socket in insulator accepting spring-loaded Ø 2 mm plugs with rigid insulating sleeve.



Order No.	Type	Rated voltage/current		*Standard colors
24.0106-*	R4/2-A	AC 30 V / 25 A DC 60 V / 25 A	Au	21 22 23



Optional colors **24**

Further information, page 6



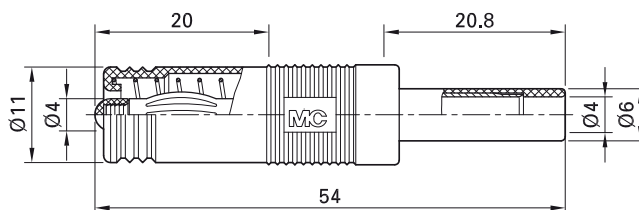
User information **i097**

www.staubli.com/electrical

Plug adapter A4/4-Z

Ø 4 mm plug, made of brass, with spring-loaded MULTILAM and retractable sleeve to prevent accidental contact.

Ø 4 mm rigid socket in insulator accepting spring-loaded Ø 4 mm plugs with rigid insulating sleeve.



Order No.	Type	Rated voltage/current		Standard colors
24.0116-22	A4/4-Z	AC 30 V / 25 A DC 60 V / 25 A	Ni	22



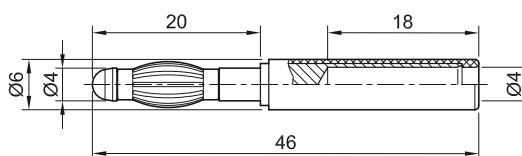
User information i097

www.staubli.com/electrical

Plug adapter LS410-I

Ø 4 mm, made of brass, with spring-loaded MULTILAM. Ø 4 mm rigid socket in insulator

accepting spring-loaded Ø 4 mm plugs with rigid insulating sleeve.



Order No.	Type	Rated voltage/current		*Standard colors
22.5163-*	LS410-I	AC 30 V / 30 A DC 60 V / 30 A	Ni	21 22



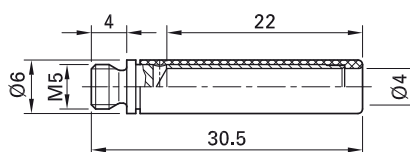
User information i098

www.staubli.com/electrical

Screw-in adapter B4-E-M5-I

Insulated screw-in adapter with M5 external thread for screw connection to threaded holes. Machined brass. Ø 4 mm rigid socket in insulator accepting spring-loaded

Ø 4 mm plugs with rigid insulating sleeve. Socket with internal slot for screwdriver.



Order No.	Type	Rated voltage/current	Thread		*Standard colors
23.1034-*	B4-E-M5-I	AC 30 V / 30 A DC 60 V / 30 A	M5	Ni	21 22 23 24



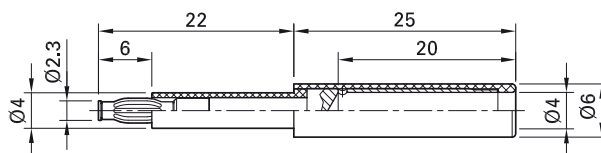
User information i098

www.staubli.com/electrical

Test plug PS2,3

Ø 2.3 mm plug, made of silver-plated brass with spring-loaded MULTILAM, suitable for installation terminals with threaded holes

M3. Ø 4 mm rigid socket in insulator accepting spring-loaded Ø 4 mm plugs with rigid insulating sleeve.



Order No.	Type	Rated voltage/current		*Standard colors
24.0100-*	PS2,3	AC 30 V / 25 A DC 60 V / 25 A	Ag	21 22



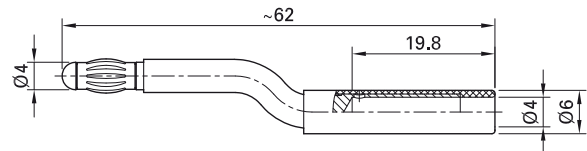
User information i097

www.staubli.com/electrical

Test plug A-SLK4-RG

Ø 4 mm, made of brass with spring-loaded MULTILAM for connecting into rail mounted terminals with Ø 4 mm sockets. Ø 4 mm rigid

socket in insulator accepting spring-loaded Ø 4 mm plugs with rigid insulating sleeve.



Order No.	Type	Rated voltage/current		Standard colors
24.0164-21	A-SLK4-RG	AC 30 V / 25 A DC 60 V / 25 A	Ni	21

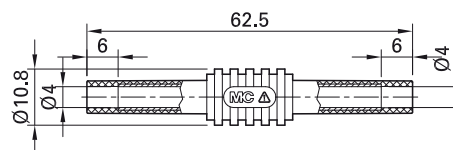


User information i097

www.staubli.com/electrical

Lead coupler XHK

Insulated, made of brass. Both ends suitable for accepting spring-loaded Ø 4 mm plugs with rigid insulating sleeve.



Order No.	Type	Rated voltage/current		*Standard colors
66.9123-*	XHK	1000 V, CAT II / 32 A	Ni CE c UL us	21 22 23 24 25



User information i006

www.staubli.com/electrical



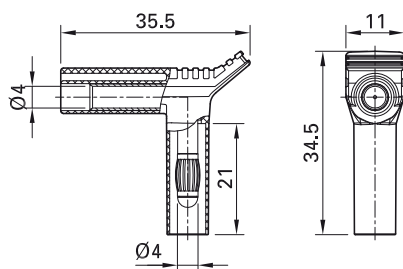
Optional colors 26 27 29

Further information, page 6

Right angle plug adapter XWA-4/19

Insulated, made of brass. Ø 4 mm plug with spring-loaded MULTILAM and with rigid insulating sleeve and Ø 4 mm rigid socket accepting spring-loaded Ø 4 mm plugs with rigid insulating sleeve. This right-angle

plug adapter is suitable in particular for instruments with front panel sockets where the lead can be fitted with the maximum of convenience.



Order No.	Type	Rated voltage/current		*Standard colors
66.9694-*	XWA-4/19	1000 V, CAT II / 20 A 600 V, CAT III / 20 A	Ni CE	21 22 23



Optional colors 24 25 26 27 29

Further information, page 6

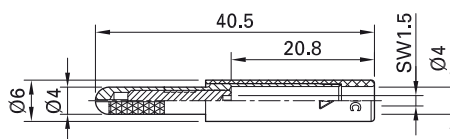
Screw-clamping adapter A-SLK4.

Adapter, made of brass can be screw-mounted into Ø 4 mm sockets. The expandable Ø 4 mm plug of this adapter can be locked


into the socket by tightening the grub screw. Assembled, the adapter offers complete touch-proof protection. Ø 4 mm rigid

socket in insulator accepting spring-loaded Ø 4 mm plugs with rigid insulating sleeve.

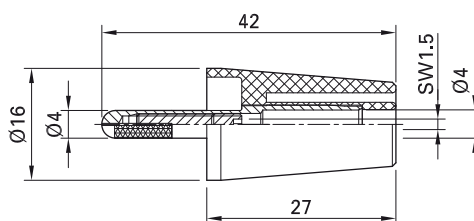
A-SLK4-S



A-SLK4



A-SLK4-N



Order No.	Type	Rated voltage/current	User information		*Standard colors
24.0163-*	A-SLK4-S	1000 V, CAT II / 25 A	i009	Ni	21 22 23 24
24.0160-*	A-SLK4	1000 V, CAT II / 32 A	i010	Au	20 21 22 23 24 25 26 27 28 29
24.0161-*	A-SLK4-N	1000 V, CAT II / 32 A	i010	Ni	20 21 22 23 24 25 26 27 28 29



Optional colors 25 29

Further information, page 6



Hexagon wrench, STS1,5, page 133



User information i009, i010

www.staubli.com/electrical



Assembly instructions MA115

www.staubli.com/electrical

Screw-in adapter B4-E-M...

Insulated, with external thread for screw connection to threaded holes. Machined

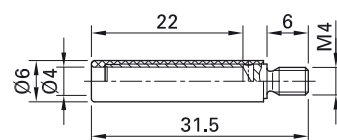
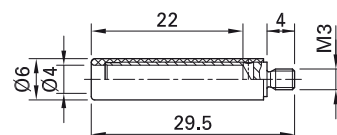
brass. Ø 4 mm rigid socket in insulator accepting spring-loaded Ø 4 mm plugs with

rigid insulating sleeve. Socket with internal slot for screwdriver.

B4-E-M3-I



B4-E-M4-I



Order No.	Type	Rated voltage/current	Thread		*Standard colors
23.1031-*	B4-E-M3-I	600 V, CAT II / 32 A	M3	Ni	21 22 23 24
23.1033-*	B4-E-M4-I	600 V, CAT II / 32 A	M4	Ni	21 22 23 24



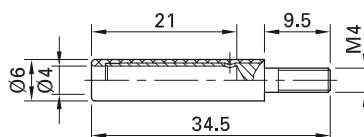
User information **i119**

www.staubli.com/electrical

Screw-in adapter LB4-G/ M4

Insulated, with external thread for screw connection to threaded holes. Machined brass. Ø 4 mm rigid socket in insulator ac-

cepting spring-loaded Ø 4 mm plugs with rigid insulating sleeve.



Order No.	Type	Rated voltage/current	Thread		*Standard colors
23.0280-*	LB4-G/M4	600 V, CAT II / 32 A	M4	Ni	21 22



User information **i119**

www.staubli.com/electrical



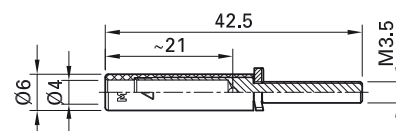
Optional colors 23 24

Further information, page 6

Screw-in adapter A-SLK4-RS

Insulated, with M3.5 external thread for connecting to rail mounted terminals with M3.5 threaded holes. Machined brass. Ø 4 mm rigid socket in insulator accepting

spring-loaded Ø 4 mm plugs with rigid insulating sleeve. Socket with internal slot for screwdriver.



Order No.	Type	Rated voltage/current		*Standard colors
24.0168-*	A-SLK4-RS	1000 V, CAT II / 25 A	Ni	21 22 23 24



Optional colors 25 26 29

Further information, page 6



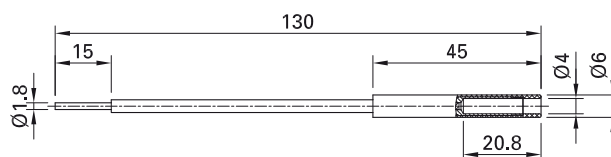
User information i009

www.staubli.com/electrical

Adapter A-SLK4-R

Insulated flexible copper conductor, suitable for many types of screw clamp connections, e.g., rail mounted terminals. Ø 4 mm rigid

socket in insulator, made of brass, accepting spring-loaded Ø 4 mm plugs with rigid insulating sleeve.



Order No.	Type	Rated voltage/current		*Standard colors
24.0162-*	A-SLK4-R	1000 V, CAT II / 32 A	Ni	21 22 23 24 25 26 27 29



User information i010

www.staubli.com/electrical



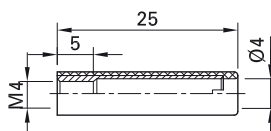
Optional colors 28

Further information, page 6

Screw-on adapter B4-E-IM4-I

Insulated, with M4 internal thread for screw connection to threaded bolts. Machined brass. Ø 4 mm rigid socket in insulator accepting spring-loaded Ø 4 mm plugs with

rigid insulating sleeve. Socket with slotted head for screwdriver.



Order No.	Type	Rated voltage/current		*Standard colors
23.1035-*	B4-E-IM4-I	600 V, CAT II / 32 A	Ni	21 22 23 24



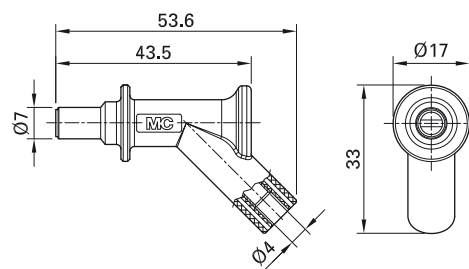
User information **i119**

www.staubli.com/electrical

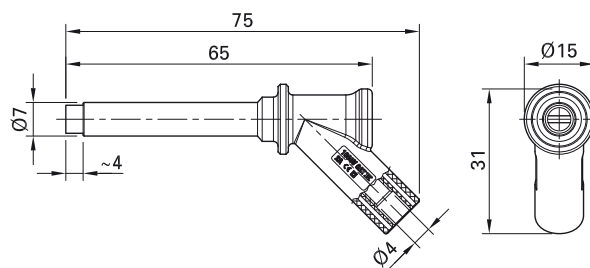

Magnetic adapter XMA-...

For connection of screw heads with rigid Ø 4 mm socket in insulator, suitable for mating with spring-loaded Ø 4 mm plugs with rigid insulating sleeve.

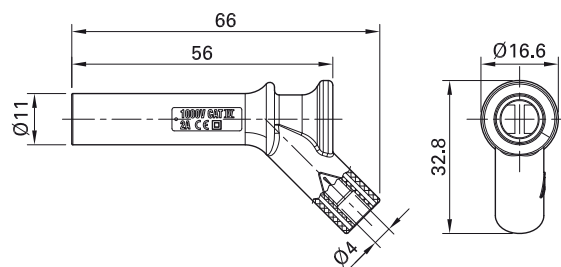
XMA-7



XMA-7L



XMA-11



Order No.	Type	Rated voltage/current	Diameter of magnet		*Standard colors
66.9516-*	XMA-7	1000 V, CAT III / 2 A 600 V, CAT IV / 2 A	Ø 7 mm	Ni CE	21 22 23
66.9509-*	XMA-7L	1000 V, CAT IV / 2 A	Ø 7 mm	Ni CE	21 22 23
66.9515-*	XMA-11	1000 V, CAT IV / 2 A	Ø 11 mm	Ni CE	21 22 23



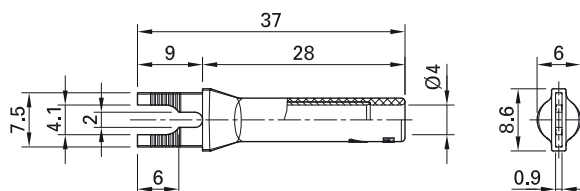

User information i500

www.staubli.com/electrical

Cable lug adapter B4-I/KS

Made of brass for permanent installation, e.g., for connecting screw terminals. Ø 4 mm rigid socket in insulator accepting

spring-loaded Ø 4 mm plugs with rigid insulating sleeve. Fork lug can be bent once to 90°.



Order No.	Type	Rated voltage/current		*Standard colors
23.0480-*	B4-I/KS	1000 V, CAT II / 20 A	Ni	21 22 23 24



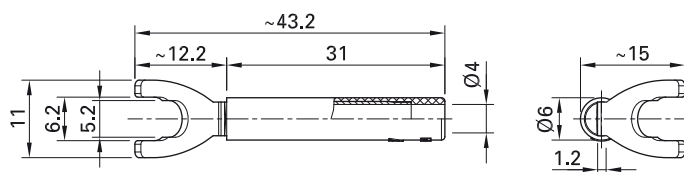
User information i011

www.staubli.com/electrical

Cable lug adapter B4-I/KA

Made of brass for permanent installation, e.g., for connecting screw terminals. Ø 4 mm rigid socket in insulator accepting

spring-loaded Ø 4 mm plugs with rigid insulating sleeve. Fork lug bent to an angle of 45°.



Order No.	Type	Rated voltage/current		*Standard colors
23.0440-*	B4-I/KA	1000 V, CAT II / 20 A	Au	21 22 23 24



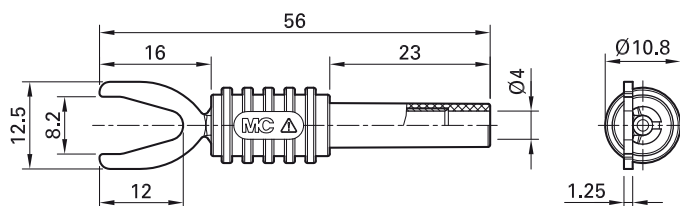
User information i011

www.staubli.com/electrical

Cable lug adapter XKS-A

Made of brass for permanent installation, e.g., for connecting screw terminals. Ø 4 mm rigid socket in insulator accepting

spring-loaded Ø 4 mm plugs with rigid insulating sleeve. Fork lug can be bent once to 45°.



Order No.	Type	Rated voltage/current		*Standard colors
66.9126-*	XKS-A	1000 V, CAT II / 20 A	Ni	21 22 23



User information i011

www.staubli.com/electrical



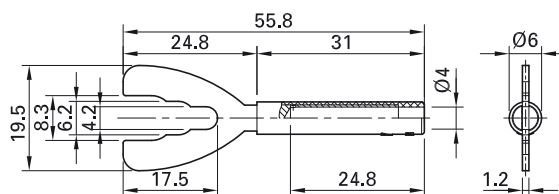
Optional colors 24 25 26 27 29

Further information, page 6

Cable lug adapter B4-I/K

Made of brass for permanent installation, e.g., for connecting screw terminals. Ø 4 mm rigid socket in insulator accepting

spring-loaded Ø 4 mm plugs with rigid insulating sleeve.



Order No.	Type	Rated voltage/current		*Standard colors
23.5065-*	B4-I/K	1000 V, CAT II / 32 A	Au	21 22 23



User information i010

www.staubli.com/electrical



Optional colors 24

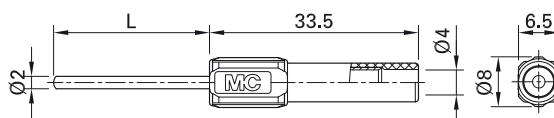
Further information, page 6

Round brass pin ZPS-20/25

Solid, especially suitable for the screw connection to electricity meter clips. Ø 4 mm rigid socket in insulator accepting spring-load-

ed Ø 4 mm plugs with rigid insulating sleeve. Available in different lengths L.

ZPS-20/25



Order No.	Type	Rated voltage/current	Length (L)		*Standard colors										
66.9076-*	ZPS-20/25	600 V, CAT II / 19 A	25 mm	Ni	<table border="1"> <tr> <td>21</td> <td>22</td> <td>23</td> <td>24</td> <td>25</td> </tr> <tr> <td>26</td> <td>27</td> <td></td> <td></td> <td></td> </tr> </table>	21	22	23	24	25	26	27			
21	22	23	24	25											
26	27														



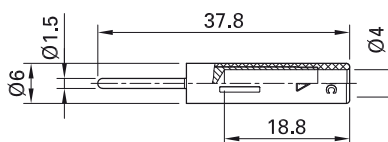
User information i004

www.staubli.com/electrical

Round brass pin B4-I/S1,5

Solid, especially suitable for the screw connection to electricity meter clips. Can be bent once to 90°. Ø 4 mm rigid socket in

insulator accepting spring-loaded Ø 4 mm plugs with rigid insulating sleeve.



Order No.	Type	Rated voltage/current		*Standard colors				
23.0240-*	B4-I/S1,5	1000 V, CAT II / 20 A	Ni	<table border="1"> <tr> <td>21</td> <td>22</td> <td>23</td> <td>24</td> </tr> </table>	21	22	23	24
21	22	23	24					



User information i011

www.staubli.com/electrical



Optional colors **25**

Further information, page 6

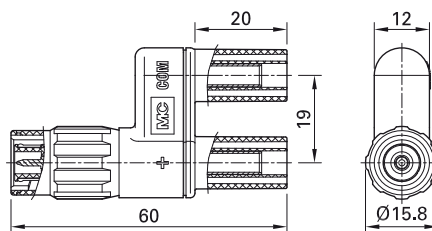
Adapter X.../4

Two-pole touch-protected adapters with Ø 4 mm connectors linked to the BNC system. Versions with BNC male or female

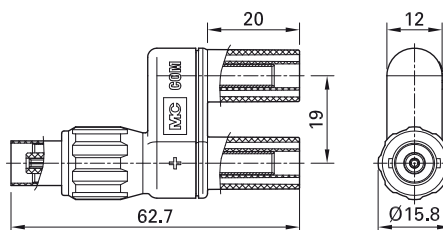
connector and rigid Ø 4 mm sockets or Ø 4 mm MULTILAM plugs with rigid insulating sleeve. The contact pins and sockets of the

inner conductor of the BNC plug connector are in gold-plated brass.

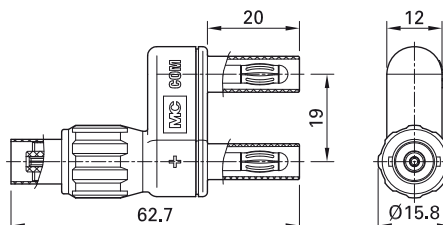
XM-BB/4



XF-BB/4



XF-SS/4



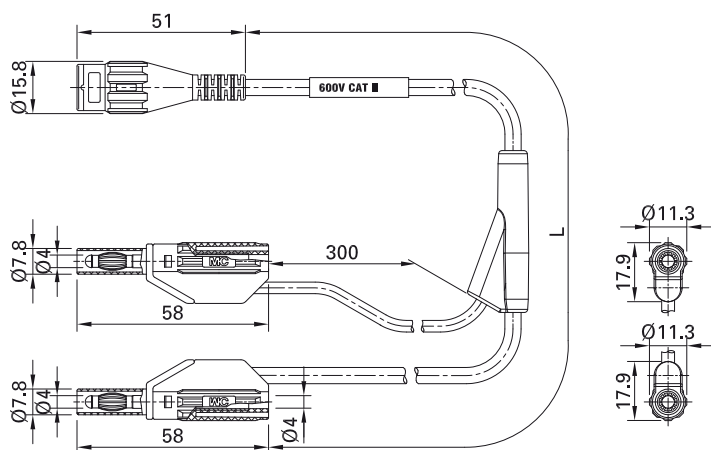
Order No.	Type	Rated voltage	BNC connectors	Ø 4 mm connectors		Standard colors
67.9536-21	XM-BB/4	1000 V, CAT II 600 V, CAT III	BNC male connector	Ø 4 mm sockets	Au Ni CE UL	21
67.9538-21	XF-BB/4	1000 V, CAT II 600 V, CAT III	BNC female connector	Ø 4 mm sockets	Au Ni CE UL	21
67.9537-21	XF-SS/4	1000 V, CAT II 600 V, CAT III	BNC female connector	Ø 4 mm plugs	Au Ni CE UL	21

Adapter lead XLAM-446...

Highly flexible, fully shielded adapter leads. One end with coaxial cable with touch-protected BNC male connector, other end with

in-line Ø 4 mm MULTILAM plugs with rigid insulating sleeve.

XLAM-446/SC



Order No.	Type	Rated voltage	Lead		Lead lengths L [cm]
67.9800-□	XLAM-446/SC	600 V, CAT II 300 V, CAT III	PVC RG58	Au Ni CE UL	100 160
67.9868-□	XLAM-446/SC/SIL	600 V, CAT II 300 V, CAT III	SIL SILI-SC 0,5/1,0	Au Ni CE UL	100 160



Optional lengths on demand

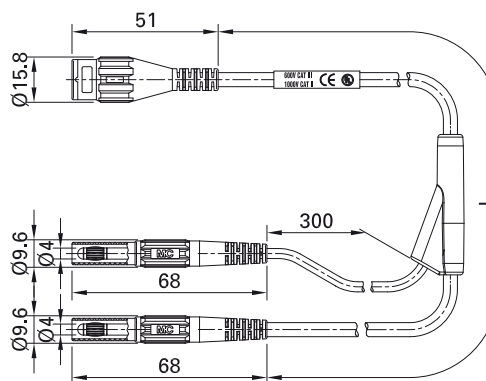
Further information, page 6

Adapter lead XLAM-414/SC...

Highly flexible, fully shielded adapter leads. One end with coaxial cable with touch-protected BNC male connector, other end with

in-line Ø 4 mm MULTILAM plugs with rigid insulating sleeve.

XLAM-414/SC



Order No.	Type	Rated voltage	Lead		Lead lengths L [cm]
67.9842-□	XLAM-414/SC	1000 V, CAT II 600 V, CAT III	PVC RG58	Au Ni CE UL	100 160
67.9867-□	XLAM-414/SC/SIL	1000 V, CAT II 600 V, CAT III	SIL SILI-SC 0,5/1,0	Au Ni CE UL	100 160



Optional lengths on demand

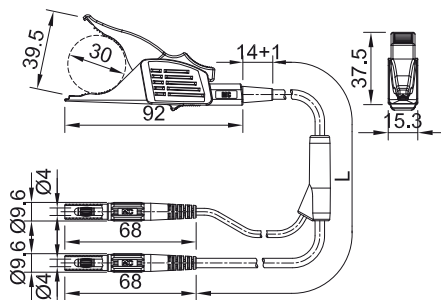
Further information, page 6

Kelvin test leads

Kelvin test lead XDK - KELVIN

One end with Kelvin dolphin clip with all round insulation, robust, strong-jawed and with surface for fine wire, offering a versatile range of connecting possibilities. The other

end with Ø 4 mm MULTILAM plug with rigid insulating sleeve. Highly flexible, silicone-insulated coaxial cable.



Order No.	Type	Rated voltage/current	Lead		Lead lengths L [cm]
66.9795-250	XDK-KELVIN	1000 V, CAT II / 20 A	SIL 2 x 1.0 mm ²	Ni CE	250



User information i058

www.staubli.com/electrical



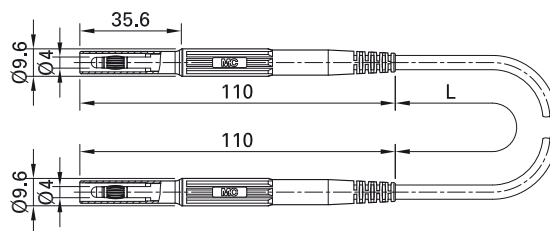
Optional lengths on demand

Further information, page 6

Special test accessories for use with insulation testing instruments up to 5 kV

Test lead XHM-5000

Highly flexible, with in-line Ø 4 mm MULTILAM plug with rigid insulating sleeve on both ends.



Order No.	Type	Rated voltage/current	Lead		Lead lengths L [cm]	*Standard colors
66.9425-150-□*	XHM-5000	1000 V, CAT IV 5 kV ¹⁾ / 10 A	TPE 0.5 mm ²	Ni CE	150	21 22 23



User information i109

www.staubli.com/electrical



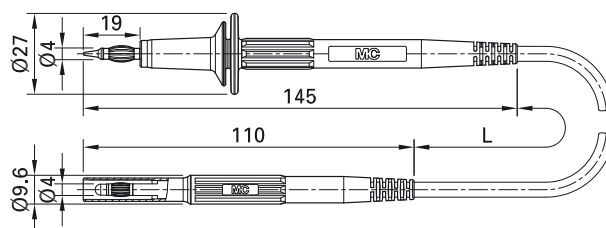
Optional lengths on demand

Further information, page 6

Test lead XHL-5000

Highly flexible. One end with Ø 4 mm test probe with spring-loaded MULTILAM, the other end with in-line Ø 4 mm MULTILAM

plug with rigid insulating sleeve. Supplied with protective cap.



Order No.	Type	Rated voltage/current	Lead		Lead lengths L [cm]	*Standard colors
66.9426-150-□*	XHL-5000	5 kV ¹⁾ / 10 A	TPE 0.5 mm ²	Ni CE	150	21 22 23

¹⁾ Output voltage of test instruments, e.g., insulation testers



User information i109

www.staubli.com/electrical



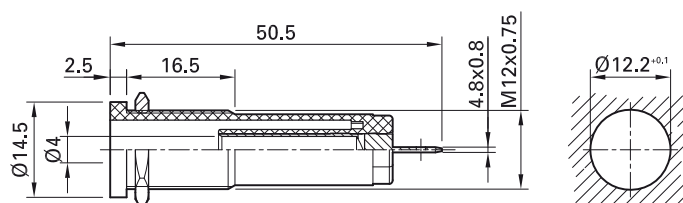
Optional lengths on demand

Further information, page 6

Socket XHB-5000

Insulated, rigid, Ø 4 mm for high voltages, to accept test leads XHM-5000 and XHL-5000. For safety reasons, the socket is not compatible with any other Ø 4 mm plugs in our range.

Connection: Flat connecting tab 4.8 mm x 0.8 mm.



Order No.	Type	Rated voltage/current		*Standard colors
66.9427-*	XHB-5000	1000 V, CAT IV 5 kV ¹⁾ / 10 A	Au	21 22 23

¹⁾ Output voltage of test instruments, e.g., insulation testers



User information i109

www.staubli.com/electrical

ASSEMBLY MATERIAL AND ACCESSORIES

Assembly material and accessories

Hexagonal nuts MU.../M... GEW.12-MUTTER

For installing and connecting our panel-mount sockets and terminals.


MU0,5D/M4N



MU0,8D/M4 MU0,8D/M4N



MU/M5



MU/M6x0,5



MUE/M6x0,75



MU/M8x0,5



MU/M12x0,75



GEW.12-MUTTER

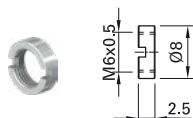


Order No.	Type	Key width	Thread	
22.6610	MU0,5D/M4N	SW7	M4	Ni
22.6509	MU0,8D/M4	SW7	M4	Au
22.6539	MU0,8D/M4N	SW7	M4	Ni
23.5103	MU/M5	SW6	M5	Ni
23.5104	MU/M6x0,5	SW8	M6x0,5	Ni
50.2008	MUE/M6x0,75	SW8	M6x0,75	Ni
23.5112	MU/M8x0,5	SW10	M8x0,5	Ni
23.5118	MU/M12x0,75	SW15	M12x0,75	Ni
66.9679	GEW.12-MUTTER	SW14	Gew. 12	Ni

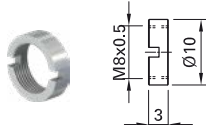
Round nuts MUR...

For installing and connecting our panel-mount sockets and terminals.

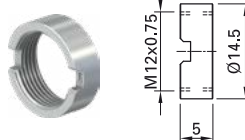
MUR/M6x0,5



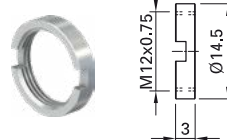
MUR/M8x0,5



MUR/M12x0,75



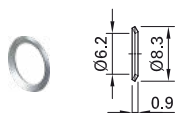
MUR-S/M12x0,75



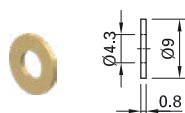
Order No.	Type	Suitable tube spanner	Thread	
23.5100	MUR/M6x0,5	SS2	M6x0,5	Ni
23.5110	MUR/M8x0,5	SS4	M8x0,5	Ni
23.5120	MUR/M12x0,75	SS425	M12x0,75	Ni
23.5116	MUR-S/M12x0,75	SS425	M12x0,75	Ni

Washers SP2 U/M4 U/4,3x12 SSP4 SP4

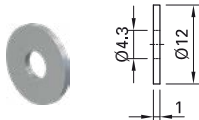
SP2



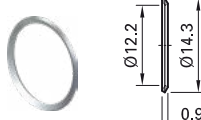
U/M4



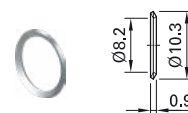
U/4,3x12



SSP4



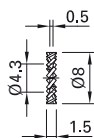
SP4



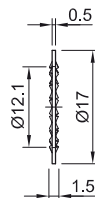
Order No.	Type	
23.5105	SP2	Ni
22.6511	U/M4	Au
22.6516	U/4,3x12	Sn
23.5108	SSP4	Ni
23.5107	SP4	Ni

Spring washers FS/M...

FS/M4



FS/M12

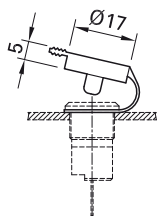


Order No.	Type	
22.6533	FS/M4	
23.5117	FS/M12	Ni

Protective cap SCHUDE-SLB

To cover up unplugged, unused sockets.

SCHUDE-SLB



Order No.	Type	Suitable for socket types	Degree of protection	Standard colors
23.5140-33	SCHUDE-SLB	SEB4..., SLB4..., XE...-1R(R)	IP65	33

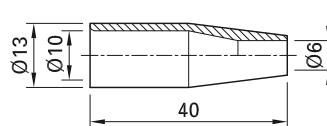


Assembly instructions MAH560

www.staubli.com/electrical

Safety hood SCHUKA-SLB

Designed for a touch-protected cover-up of connecting parts of sockets.




Order No.	Type	Suitable for socket types	Standard colors
23.5142-33	SCHUKA-SLB	SEB4..., SLB4..., XE...-1R(R)	33

Flat connecting receptacle FSH4,8x0,8

Flat connecting receptacle according to EN 61210, gold-plated, for sockets with flat connecting tabs.

FSH4,8x0,8



Order No.	Type	Suitable for flat connecting tab	Connectible conductor cross-section	
23.5201	FSH4,8x0,8	4.8 mm x 0.8 mm	0.5 mm ² ... 1.0 mm ²	Au

Tube spanner SS...

Special wrench for tightening and un-screwing round nuts or for use as anti-twist wrench for our touch-protected sockets.

SS2



SS425



SS6



Order No.	Type	To fit round nuts / socket
25.0022	SS2	XEB-..., SLB4-..., SAB4-...
25.0020	SS425	MUR/M12x0,75, MUR-S/M12x0,75
25.0023	SS2-S	SLB2-...
25.0021	SS4	MUR/M8x0,5
14.5008	SS6	M18x1

Hexagon wrench, STS1,5

Uninsulated type (hexagonal 1.5 mm).



Order No.	Type	Version
25.0035	STS1,5	Uninsulated

Press-in tool MB-...

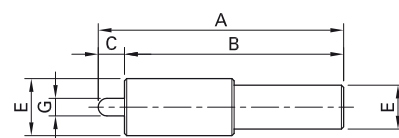
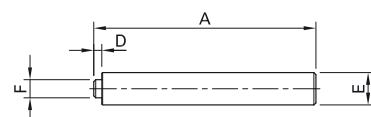
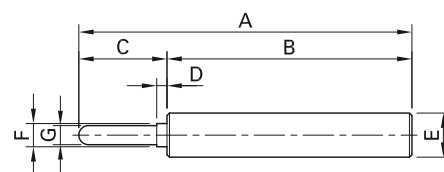
Steel assembly mandrels for our press-fit sockets.



MB2-S



MB4-S



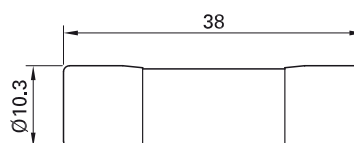
Order No.	Type	Suitable for socket types	Dimensions (mm)						
			A	B	C	D	E	F	G
25.0030	MB1	EB1	56.9	50	6.9	0.9	Ø 5	Ø 2.4	Ø 1
25.0031	MB2	LB2, EPB-2N/S, EB2, EB2-A	63.5	50	13.5	1.6	Ø 7	Ø 3	Ø 1.9
25.0032	MB4	EB4-...	68	50	18	2.1	Ø 9	Ø 4.75	Ø 3.9
25.0028	MB2-S	SEB2-...	55	53	-	2	Ø 8	Ø 4.5	-
25.0033	MB4-S	XEP..., SEB4-..., XUB-G	56	50	6	-	Ø 10/13	-	Ø 4

HBC type fuses FLU-11 DMI...

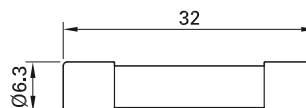
Can safely break extremely high short-circuit currents. The very low internal resistance




permits the measurement of resistance and current. With UL approval.

FLU-11



DMI-0,5A



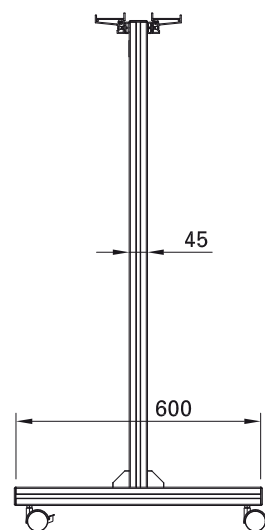
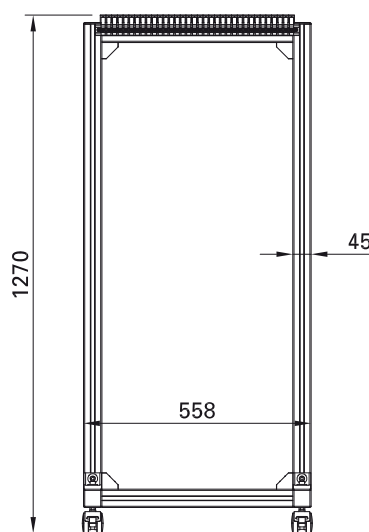
Order No.	Type	Fuse rating	Dimensions	Breaking capacity	
69.0011	FLU-11	11 A	10 x 38 mm	20 kA (AC 1000 V, DC 1000 V)	
69.0012	DMI-0,5A	0.5 A	6.3 x 32 mm	30 kA (AC 1000 V, DC 1000 V)	
69.0013	DMI-1,6A	1.6 A	6.3 x 32 mm	30 kA (AC 1000 V, DC 1000 V)	

Test lead holders LKW2-N

Trolley made of anodized aluminum square section tube for orderly storage of test leads. 2 lead holders (length: 50 cm), each with 34 plastic brackets. For efficient packing, the

trolley is supplied disassembled.

The test leads are not supplied!



Order No.	Type
64.9284	LKW2-N

Test lead holders MH-1/330

Holder for orderly storage of test leads. C-profile rails can be used as a carrier for hanger modules MPK-10. Integral spacers maintain a set spacing of 4 mm. When necessary, the spacers can be taken away

easily to store leads with smaller diameters. For thicker leads, the holders can be moved accordingly in the C-profile rail.

MH-1/330



Order No.	Type	Length	Number of hangers
64.9244-033	MH-1/330	33 cm	21

Component parts

64.9235	MPK-10	Hanger module
---------	--------	---------------

APPENDIX

Index

Sort by type

Type	Page
A2/4	36
A4/4-Z	110
AB200	107
AK205/405-BK	37
AK205/410	36
AK410-L/B-41/A	45
APK-4	102
A-SLK4	114
A-SLK4-N	114
A-SLK4-R	116
A-SLK4-RG	112
A-SLK4-RS	116
A-SLK4-S	114
B4-E-IM4-I	117
B4-E-M3-I	115
B4-E-M4-I	115
B4-E-M5-I	111
B4-I/K	120
B4-I/KA	119
B4-I/KS	119
B4-I/S1,5	121
B-EB2	22
B-EB2-A	22
B-EB2-F	23
B-EB4	71
B-EB4-A	72
B-EB4-A/N	72
B-EB4-B	73
B-EB4-C	74
BI-LB4-R/I	75
BI-LB-I4R	77
BI-LB-I4R-A	79
BI-LB-I4R-B	78
BI-LB-IF4R	81
BI-LB-IF4R-A	80
BI-SLB4-E	86
BI-SLB4-F	85
BI-SLB4-F6,3	85
BI-SLB4-F6,3N	85
BI-SLB4-F/A	84

Type	Page
BI-SLB4-F/N	85
BI-SLB4-G	87
BI-SLB4-G/N	87
BI-SLB4-R	86
BI-SLB4-R/N	86
BL2-6/20-0,65	26
BL2-6/20/A	26
BL2-12/20-0,65	26
BL2-12/20/A	26
BT400	99
DMI-0,5A	134
DMI-1,6A	134
EB1	11
EB2	22
EB2-A	22
EB2-F	23
EB4	71
EB4-A	72
EB4-A/N	72
EB4-B	73
EB4-C	74
EBI-40	76
EPB-2N/S	21
FAL	44
FLU-11	134
FML	42
FSH4,8x0,8	131
FS/M4	75, 83, 87, 90, 130
FS/M12	75, 130
GEW.12-MUTTER	88, 89, 128
GRIP-A	102
GRIP-DI	106
GRIP-F	108
GRIP-FMA	108
I-EB1	11
I-EB2	22, 23
I-EB4	71, 72, 74
I-EB4-B	73
K-41	68
K-41/A	68

Type	Page
KLS4	62
KPS1/B2	34
KS2-5,08L/1A/A	31
KS2-6L/A	30
KS2-6L/N	30
KS2-10L	32
KS2-10L/1	32
KS2-12L/1SA/A	31
KS2-12L/1SA/N	31
KS2-12L/A	30
KS2-12L/N	30
KS4-11L/1A/A	94
KS4-11L/1A/N	94
KS4-14	96
KS4-14LA/A	94
KS4-14LA/N	94
KS4-19	96
KS4-19L	95
KS4-19L/1	95
KT1-S	10
KT2-S	18
KT4-B	57
KT205	17
KT410	55
KT410-BK	68
KT425-A	55, 56
KT425-SE	64
KT425-SL	66
KT425-SW	67
KT425-ZL	61
L-41	60
L-41/A	60
L-41Q	60
L-400	59
L-409	59
LB1	11
LB2	20
LB2-A	20
LB2-D	21
LB2-IF	24

Type	Page
LB4	70
LB4-A	70
LB4-G/M4	115
LB4-R/I	75
LB-I2R	24
LB-I4R	77
LB-I4R-A	79
LB-I4R-B	78
LB-IF2R	25
LB-IF4R	81
LB-IF4R-A	80
LK1-A	9
LK2-F	13
LK4-B/SIL	43
LK205	13
LK205-L	14
LK205-X	13
LK410	41
LK410K-41/A	45
LK410L-41/A	44
LK410/SIL	41
LK410-X	40
LK425-A	41
LK425-A/SIL	41
LK425-A/X	40
LK425K-41/A	45
LKW2-N	135
LS1-B	10
LS1-S	10
LS2-S	18
LS4	57
LS205	17
LS205-L	18
LS205N	17
LS410	55
LS410-BK-I	68
LS410-I	110
LS410N	55
LS425-AM	56
LS425-SE	64

Type	Page
LS425-SE/M	64
LS425-SE/N	64
LS425-SE/Q	64
LS425-SE/Q/N	64
LS425-SL	66
LS425-SL/N	66
LS425-SW	67
LS425-SW/A	67
LS425-ZL	61
LS425-ZL/M3	61
MB1	133
MB2	133
MB2-S	133
MB4	133
MB4-S	133
MH-1/330	136
MicroGrip-XB	34
MPK-10	136
MSLB4-G	75
MU0,5D/M4N	75, 128
MU0,8D/M4	83, 87, 90, 128
MU0,8D/M4N	87, 90, 128
MUE/M6x0,75	75, 128
MU/M5	128
MU/M6x0,5	25, 128
MU/M8x0,5	77, 78, 79, 80, 81, 128
MU/M12x0,75	75, 128
MUR/M6x0,5	129
MUR/M8x0,5	28, 77, 79, 81, 129
MUR/M12x0,75	85, 86, 87, 91, 129
MUR-S/M12x0,75	129
PK2-T	29
PK4-T	93
PP-115/4	99
PS2,3	111
R4/2	109
R4/2-A	109
SAB4-F/A	91
SAB4-G	90
SAB4-G/N-X	90

Type	Page
SAGK4-K	103
SCHUDE-SLB	130
SCHUKA-SLB	131
SEB2-F2,8	27
SEB2-R	27
SEB4-E	83
SEB4-F	82
SEB4-F6,3	82
SEB4-F6,3/N	82
SEB4-F/A	84
SEB4-F/N	82
SEB4-G	83
SEB4-G/N-X	83
SEB4-R	83
SEB4-R/N	83
SKLS4	62
SKPS-4	101
SKPS-4_100	101
SKS2-12L/1SA/N	33
SKS4-19L/1	97
SL205-K	19
SLB2-F2,8	28
SLB2-R	28
SLB4-E	86
SLB4-F	85
SLB4-F6,3	85
SLB4-F6,3/N-X	85
SLB4-F/A	84
SLB4-F/N-X	85
SLB4-G	87
SLB4-G/N-X	87
SLB4-R	86
SLB4-R/N-X	86
SLK205-K	14
SLK205-LA	15
SLK205-W/L	16
SLK205-W/L/SIL	16
SLK410-E/N	47
SLK410-E/N SIL	47
SLK410-E/SIL	47

Type	Page
SLK425-E	47
SLK425-E/N	47
SLK4075-E/N	47
SLS1-B	10
SLS1-S	10
SLS2-S	18
SLS4-B	57
SLS205	17
SLS205-L	18
SLS205-X	17
SLS410	55
SLS410-BK	68
SLS410N	55
SLS425-A	55
SLS425-AM	56
SLS425-A/N	55
SLS425-SE	64
SLS425-SE/M	64
SLS425-SE/N	64
SLS425-SE/Q	64
SLS425-SE/Q/N	64
SLS425-SL	66
SLS425-SL/N	66
SLS425-SW	67
SLS425-SW/A	67
SLS425-ZL	61
SLS425-ZL/M3	61
SML	42
SP2	129
SP4	28, 77, 79, 80, 81, 129
SPP2-S	33
SPP4-S	98
SPP4-S/F	98
SS2	132
SS2-S	132
SS4	132
SS6	132
SS425	132
SSP4	84, 85, 86, 87, 91, 129
STS1,5	133

Type	Page
U/4,3x12	90, 129
U/M4	83, 87, 90, 129
XALF	35
XDK-1033	104
XDK-1033/I-2	104
XDK-1033P	100
XDK-KELVIN	125
XDLS-418	105
XEB-1R	88
XEF-1R	89
XELW-4	93
XF-BB/4	122
XF-SS/4	122
X-GL-438	65
XHB-5000	127
XHK	112
XHL-5000	126
XHM-5000	126
XK-410	69
XKF-414	53
XKK-200	35
XKK-1001	103
XKS-414	53
XKS-A	120
XL-410	66
XL-446	65
XLAM-414/SC	124
XLAM-414/SC/SIL	124
XLAM-446/SC	123
XLAM-446/SC/SIL	123
XMA-7	118
XMA-7L	118
XMA-11	118
XM-BB/4	122
XMF-414	49
XMF-418	49
XMF-419	50
XMF-484	54
XMS-414	49
XMS-418	49

Type	Page
XMS-419	50
XMS-484	54
XPF-484	100
XPS-484	100
XSMF-419	51
XSMS-419	51
XUB-G	92
XVB-4/19	97
XVF-446	48
XVF-448	48
XVS-446	48
XVS-448	48
XWA-4/19	113
XZG410	46
XZG410-L	52
XZG410/SIL	46
XZG425	46
XZG425/SIL	46
XZGL-410	63
XZGL-425	63
ZGL-410	58
ZGL-425	58
ZPS-20/25	121

Sort by order no.

Order No.	Page
14.5008	132
20.1010-21	94
20.1020-21	94
22.1002	18
22.1004	17
22.1005	57
22.1007	10
22.1008	10
22.1009	18
22.1010	55
22.1025	66
22.1027	64
22.1028	56
22.1032	66
22.1037	68
22.1042	67
22.1045	67
22.1047	64
22.1048	64
22.1203	64
22.1204	64
22.2010-*	18
22.2030-*	17
22.2060-*	57
22.2070-*	10
22.2140-*	55
22.2160-*	55, 56
22.2250-*	68
22.2260-*	66
22.2370-*	67
22.2380-*	64
22.2602-*	10
22.2603-*	10
22.2609-*	18
22.2616-*	17
22.2617-*	17
22.2618-*	18
22.2626-*	55
22.2627-*	55
22.2631-*	55

Order No.	Page
22.2632-*	55
22.2633-*	56
22.2642-*	57
22.2652-*	61
22.2653-*	61
22.2654-*	64
22.2655-*	64
22.2656-*	64
22.2657-*	64
22.2658-*	64
22.2663-*	66
22.2665-*	66
22.2667-*	67
22.2668-*	67
22.2672-*	68
22.3006-*	62
22.3007-*	62
22.5006	17
22.5067	55
22.5163-*	110
22.6509	83, 87, 90, 128
22.6511	83, 87, 90, 129
22.6516	90, 129
22.6533	75, 83, 87, 90, 130
22.6539	87, 90, 128
22.6610	75, 128
23.0030-*	24
23.0050-*	24
23.0060-*	25
23.0100-*	77
23.0110-*	77
23.0130-*	81
23.0140-*	81
23.0180-*	79
23.0190-*	79
23.0210-*	80
23.0240-*	121
23.0280-*	115
23.0290-*	29
23.0330-*	93

Order No.	Page
23.0440-*	119
23.0450-*	78
23.0480-*	119
23.1000	20
23.1001	20
23.1003	70
23.1004	70
23.1010-*	11
23.1011-*	22
23.1012-*	22
23.1013-*	71
23.1014-*	72
23.1015-*	73
23.1016-*	74
23.1021-*	23
23.1031-*	115
23.1033-*	115
23.1034-*	111
23.1035-*	117
23.3000-*	85
23.3010-*	86
23.3020-*	87
23.3030-*	84
23.3040-*	85
23.3050-*	90
23.3060-*	85
23.3070-*	84
23.3090	75
23.3110-*	91
23.3120-*	82
23.3130-*	83
23.3140-*	83
23.3150-*	82
23.3160-*	84
23.5000-*	11
23.5002	22
23.5005	23
23.5010	22
23.5011-*	22, 23
23.5012	71

Order No.	Page
23.5013-*	71, 72, 74
23.5014	72
23.5019-*	73
23.5025	72
23.5026	73
23.5049-*	86
23.5065-*	120
23.5100	129
23.5103	128
23.5104	128
23.5105	129
23.5107	28, 77, 79, 80, 81, 129
23.5108	84, 85, 86, 87, 91, 129
23.5110	28, 77, 79, 81, 129
23.5112	77, 78, 79, 80, 81, 128
23.5116	129
23.5117	75, 130
23.5118	75, 128
23.5120	85, 86, 87, 91, 129
23.5140-33	130
23.5142-33	131
23.5201	131
23.5308	74
23.6111-*	77
23.6333-*	79
23.6444-*	81
23.6666-*	80
23.6999-*	85
23.7000-*	86
23.7111-*	87
23.7222-*	85
23.8111-*	78
24.0002-21	96
24.0004-28	96
24.0020-28	95
24.0027-21	95
24.0028-*	97
24.0042-29	32
24.0043-29	32
24.0100-*	111

Order No.	Page
24.0106-*	109
24.0110	109
24.0115-*	36
24.0116-22	110
24.0139-*	34
24.0157-*	102
24.0160-*	114
24.0161-*	114
24.0162-*	116
24.0163-*	114
24.0164-21	112
24.0168-*	116
24.0224-*	101
24.0227-*	101
24.0235-*	98
24.0238-*	98
24.0239-*	33
25.0020	132
25.0021	132
25.0022	132
25.0023	132
25.0028	133
25.0030	133
25.0031	133
25.0032	133
25.0033	133
25.0035	133
28.0011-*	36
28.0012-*	37
28.0026-*	9
28.0033-*	13
28.0039-*	13
28.0047-*	14
28.0056-*	43
28.0060-*	41
28.0061-*	41
28.0073-*	41
28.0074-*	41
28.0115-*	13
28.0116-*	40

Order No.	Page
28.0119-*	40
28.0124-*	47
28.0125-*	47
28.0126-*	47
28.0127-*	47
41.0010	11
49.0079-*	47
49.0126-*	47
49.2029	61
49.2030	61
49.7031-*	85
49.7034-*	87
49.7042-*	90
49.7043-*	87
49.7044-*	85
49.7046-*	85
49.7048-*	86
49.7049-*	86
49.7068-*	75
49.7073-*	82
49.7077-*	72
49.7079-*	82
49.7080-*	83
49.7083-*	86
49.7090-*	75
49.7091-*	83
49.7092-*	83
49.7512	21
50.1138-*	61
50.2008	75, 128
63.9318-*	21
63.9352-*	30
63.9353-*	30
63.9354-*	30
63.9355-*	30
63.9356-*	26
63.9358-*	26
63.9363-*	26
63.9364-*	26
63.9845-21	31

Order No.	Page
63.9847-21	31
63.9848-21	31
64.1020-*	60
64.1021-*	68
64.1022-*	45
64.1023-*	45
64.1024-*	45
64.1025-*	44
64.7288-*	42
64.7289-*	42
64.9195-*	59
64.9199-*	60
64.9200-*	60
64.9201-*	68
64.9209-*	102
64.9235	136
64.9244-033	136
64.9284	135
64.9289-*	44
64.9294-*	59
64.9301-21	94
64.9302-21	94
64.9325-*	58
64.9326-*	58
65.3307-*	15
65.9098-*	28
65.9099-*	27
65.9179-*	14
65.9182-*	19
65.9185-*	35
65.9187-*	34
65.9188-*	35
65.9193-*	27
65.9194-*	28
65.9577-*	16
65.9578-*	16
65.9866-21	33
66.9005-*	54
66.9006-*	54
66.9007-*	100

Order No.	Page
66.9008-*	100
66.9011-*	53
66.9012-*	53
66.9013-*	49
66.9014-*	49
66.9040-*	93
66.9076-*	121
66.9112-*	99
66.9116-*	101
66.9123-*	112
66.9126-*	120
66.9131-*	88
66.9155-*	69
66.9171-*	97
66.9196-*	66
66.9266-*	106
66.9303-*	49
66.9304-*	49
66.9327-*	63
66.9328-*	63
66.9390-*	99
66.9391-*	50
66.9392-*	50
66.9394-*	51
66.9395-*	51
66.9405-*	46
66.9406-*	46
66.9407-*	46
66.9408-*	46
66.9411-*	52
66.9425-150-*	126
66.9426-150-*	126
66.9427-*	127
66.9435-21	108
66.9474-*	107
66.9509-*	118
66.9515-*	118
66.9516-*	118
66.9521-*	100
66.9531-150-*	105

Order No.	Page
66.9561-*	104
66.9575-*	103
66.9584-*	65
66.9665-*	89
66.9679	88, 89, 128
66.9684-*	92
66.9694-*	113
66.9706-*	65
66.9736-*	48
66.9737-*	48
66.9738-*	48
66.9739-*	48
66.9755-*	103
66.9795-250	125
66.9829-*	108
67.9536-21	122
67.9537-21	122
67.9538-21	122
67.9800-	123
67.9842-	124
67.9867-	124
67.9868-	123
69.0011	134
69.0012	134
69.0013	134
69.8321-*	76



● Stäubli Units ○ Representatives/Agents

Global presence of the Stäubli Group

www.staubli.com